

Daniel H. Phelan  
10 Box 38  
Urenga 2455  
23.10.02

Dear Peter,

I am glad to hear from you again. As you note / as will discover there is no use of statistics or comparative analysis of land sharing respondents and mainstream characteristics. I was not happy with the response rate and hence the representativeness of the data. In addition at that time, as I think we have discussed, bringing attention to the land sharing movement brings attention to its enemies.

The thesis was an attempt at a conceptual scheme to that can be applied to any human group. From collections of nation states to a family / as dead which can be identified in relation to identifiable interests. In retrospect I may have overemphasised shared interest as opposed to conflicting interests. In any case the latter are covered in the chapters on power.

I would be interested to hear of any employment (paid or voluntary) that might help the 'alternative' cause.

Recent changes to <sup>the</sup> racial security system provide that for 'aloties' like me "voluntary work may replace the requirement to continuously search for paid employment thus rendering 'respectable' the receipt

of social security payments. As I am in the process of looking for voluntary work here at Muringa.

Again - if you come across paid or unpaid opportunities to assist in local sharing community development or teaching on related topics please let me know.

Best wishes  
Daniel

in phone  
book

DAVID MC PHERSON

PO BOX 38 (NOT 32)

URUNGA 2455

PH 0418 867 359

4.10.02

Peter

- Good to hear from you

Here is the spare hard copy of my  
PHD Thesis. You may do with it as  
you please.

Having spent a year retired, because of  
reduced savings due to the stock market  
stuff up I have been on the dole since  
July.

I'm in a caravan park on the bank  
of the Kalong river

Best wishes for the 'Rainbow Archive'  
project

Daniel

Replied 13/10/02 incl Rolina McCurdy w/s Flyer

CI - Sociology Dept  
VNE Armistale  
NSW 2351

6.10.93

Dear Peter,

Please find enclosed a one page abstract that accompanies my thesis titled 'The <sup>social</sup> racial determinants of life quality', which was recently submitted for examination.

Also find copies of the three questionnaires that I administer to 200+ people from 80+ households in 23 groups around mimburi.

They may contain information you are interested in. If so, let me know how you would like the data treated so that it is of use to you.

Yours sincerely  
Phil Wheat

## Abstract

The literature on quality of life has failed to provide a general synthesis. Empirical research attempts to measure life-quality and anything thought to influence it, often without a theoretical foundation. In contrast, theoretical work, and classical sociology in particular, tends to search for general processes that determine life-quality. In other words, it attempts to define conceptually what should be measured and why. This is the approach I pursue.

The thesis reexamines the essential social determinants of life-quality. I develop a model that recognises the importance of both subjective and objective phenomena. It is based on the satisfaction of needs by appropriate goals and means. The subjective life-quality determinants that I have selected are health, quality of relationships and material well-being. The objective structural determinants are group size, self-sufficiency, concentration of power, technology, the division of labour, and education.

The model contrasts two types of social formation, namely, mainstream and alternative. Mainstream society is based on the value of maximising material wealth. Alternative society is based on maximising life-quality which means optimising health, the quality of relationships and material well-being. Mainstream society has large groups, low levels of self-sufficiency, a high concentration of power, large scale, specialised, and capital intensive technology, a high division of labour, and education that is specialised, formal and centralised. In alternative society groups are smaller, higher in self-sufficiency, the concentration of power is lower, technology is less capital intensive, less specialised and smaller in scale, the division of labour is lower and education is less specialised, less formal and less centralised.

I argue that each of the objective structural determinants stands in a curvilinear relationship with life-quality.

The major conclusion is that to improve life-quality it is necessary to devalue the mainstream interest in material wealth and to value more highly health and the quality of relationships. I argue that there is no *a priori* formulation of the structural features that will produce 'the good life' for all people. Because of this, I advocate trial and error with values that maximise of life-quality, and with the structural determinants that facilitate their pursuit.

## GROUP QUESTIONNAIRE

Group name		
Group number		1-2

GPNO

Department of Sociology  
University of New England  
Armidale, N.S.W. 2351

This survey of alternative groups is to be used as part of a Ph.D thesis in Sociology dealing with the topics; quality of life and the alternative movement. The work is being undertaken at the University of New England, Armidale. To my knowledge there has been no other research in Australia combining the two topics mentioned above. I am aware of only one somewhat similar project carried out overseas.

I am convinced that research into alternative, or different, lifestyles is warranted -- the more so in view of current increasing concern over environmental and social consequences of conventional development and lifestyles.

There are various kinds of groups which are or have been referred to as alternative. They include communes, co-operatives and communities. They may be religious, secular, political, rural, urban. In the questionnaires the word **group** is used to include all kinds of collectivities. The aim of this study is to compare and contrast significant similarities and differences in as many **rural groups** as resources permit.

I have tried to keep the questionnaires as short as possible, without omitting questions which seem significant. Input from other researchers and alternative lifestyle participants has been used.

Given the diversity of interests, organization, and lifestyles evident in what has been called the alternative movement, it is difficult to do justice to them all in preset questionnaires. So if you consider something significant is missing, not to the point, irrelevant, or would like to add any comments on any of the questions please note down your thoughts in the space provided.

I would also like to talk to as many people as possible, and go into more depth on some of the questions and any other issues you think should be covered.

Help given to date by people from a variety of groups has been very much appreciated. Your continuing cooperation is essential if this method of enquiry is to be useful.

All information will be treated in confidence.

Yours sincerely,

  
Dave McPheat

1) Secretary's/Contact's

Name \_\_\_\_\_  
Address \_\_\_\_\_  
\_\_\_\_\_  
Post code \_\_\_\_\_  
Phone Number \_\_\_\_\_

2) Who was responsible for the establishment of the group? Please tick in all boxes which apply.

<input checked="" type="checkbox"/> IND MEM	individual member		3
<input checked="" type="checkbox"/> GP MEM	group of intending members		4
<input checked="" type="checkbox"/> COM DEV	commercial developer		5
<input checked="" type="checkbox"/> PRIV ENT	private entrepreneur		6
<input checked="" type="checkbox"/> PLAN CON	planning consultant		7
<input checked="" type="checkbox"/> OTHER OT2	other		8

If other, please specify \_\_\_\_\_

~~OTHER~~ STAR CODE \_\_\_\_\_ 9

3) Year (write information in the boxes)

<input checked="" type="checkbox"/> GP FORM	group was formed		10-11
<input checked="" type="checkbox"/> GP BUY	group purchased land		12-13
<input checked="" type="checkbox"/> GP RES	first member/members took up residence		14-15

4) Number of

<del>NO SHARE</del>	shares held by members		16-18
<del>NO MEM</del>	existing members		19-21
<del>RES SHARE</del>	resident shareholders		22-24
<del>RES MEM</del>	resident members		25-27
<del>VISIT</del>	visitors		28-30
<del>NO LEAVE</del>	individuals who have left the group since joining		31-33
<del>NO LEAVE 6</del>	individuals who have left the group in the last 6 months		34-36
<del>NO LEAVE 12</del>	individuals who have left the group in the last 12 months		37-39
<del>SHARE SOL</del>	shares purchased and subsequently sold		40-42
<del>SH SOL 12</del>	shares resold in the last 12 months		43-45
<del>OCC DWEL</del>	occupied dwellings (households)		46-48
<del>FAM</del>	families		49-51

5) Of those who normally live on the property (excluding visitors), what number are:

<input checked="" type="checkbox"/> FEMALE	women (18 and older)		52-54
<input checked="" type="checkbox"/> MALE	men (18 and older)		55-57
<input checked="" type="checkbox"/> CHILD	children (0-11 years)		58-60
<input checked="" type="checkbox"/> YOUTH	youths (12-17 years)		61-63

5.1) Of the above how many are:

<input checked="" type="checkbox"/> SINNOCH	single adults without children		64-66
<input checked="" type="checkbox"/> SIN CH	single adults with child/children		67-69
<input checked="" type="checkbox"/> COUPNOCH	in couples without child		70-72
<input checked="" type="checkbox"/> COUPCH	in couples with child/children		73-75
<input checked="" type="checkbox"/> OTHERS:1	in other living arrangements		76-78

5.2) If in other living arrangements, please describe them in the space provided for comments, and refer to question 5.2.

~~OTHER~~ LIV CODE \_\_\_\_\_ 19

6) Distance to nearest shopping town/village where you can buy necessities?

~~DNTK~~ \_\_\_\_\_ kilometres 80-85  
~~DNTM~~ \_\_\_\_\_ miles 83-85

7) Distance to town where group members do most of their shopping?

~~DNSTK~~ \_\_\_\_\_ kilometres 86-90  
~~DNSTK~~ \_\_\_\_\_ miles 89-91  
DNSTM \_\_\_\_\_

8) Do you have a plan for maximum number of members? Please circle the appropriate number.

Yes ..... 1 92  
No ..... 2 93

8.1) If yes, how many? ~~MAX NO~~ \_\_\_\_\_ 93-94

8.2) What, if any, rules were/are involved in determining this limit?

<input checked="" type="checkbox"/> COUN REG	council regulations		96
<input checked="" type="checkbox"/> GP ENV	group environmental policies		97
<input checked="" type="checkbox"/> GP SOC	group social policies		98
<input checked="" type="checkbox"/> OTHER OT2:1	other		99

If other, please specify \_\_\_\_\_

~~OTHER~~ RULE CODE \_\_\_\_\_ 100

9) Type of property ownership (e.g. co-operative, company, trust, etc.)

~~PROPR OWN~~ \_\_\_\_\_ 101

10) What kind of ownership applies to house and house block?

<input checked="" type="checkbox"/> PRIV OWN	privately owned by individuals		103
<input checked="" type="checkbox"/> COMMOWN	communally owned		104
<input checked="" type="checkbox"/> ONE OWN	one person owns all the land		105
<input checked="" type="checkbox"/> OTHER	other		106

If other, please specify \_\_\_\_\_

~~OTHER~~ OWN CODE \_\_\_\_\_ 107

11) Are members free to sell their house and land at the going market price to any buyer?

~~FREE~~ Yes ..... 1 108  
~~FREE SELL~~ No ..... 2 109

11.1) If no, what restrictions must be met?

<input checked="" type="checkbox"/> APPBUY	buyer to be approved by group		109
<input checked="" type="checkbox"/> APPPRICE	sale price to be approved by group		110
<input checked="" type="checkbox"/> OTHER OT11:1	other		111

If other, please specify \_\_\_\_\_

~~OTHER~~ SELL CODE \_\_\_\_\_ 112

12) What is the area of the property?

AREA HA \_\_\_\_\_ ha  
AREA AC \_\_\_\_\_ acres

## 13) Percentage of land

PRIV	for exclusive private use	%	1-3
CONS	set aside for conservation	%	4-6
COMMUN	communal use (other than conservation)	%	7-9
CROPS	suitable for crops	%	10-12
GRAZE	suitable for grazing	%	13-15
LAND	conservation land suitable, if cleared,	%	16-18
CLEAR	for crops or grazing	%	
OTHER	other	%	19-21

If other, please specify \_\_\_\_\_

~~OTHER~~ LUSCODE 22

## 14) Does the group have a specific property development plan?

DEV PLAN Yes ..... 1 2 3  
No ..... 2

## 15) Is there a policy for the siting of houses?

SIT HOUSE Yes ..... 1 2 4  
No ..... 2

## 15.1) If yes, which, if any, of the following apply to the siting of houses?

C REGS	council regulations		25
GPLAN	group hamlet plan		26
LANDSCAP	restricted areas due to landscape constraints		27
FIRE	bush fire policy		28
EFFDIS	distance from creeks (in regard to effluent disposal)		29
ACC	access to roads		30
NEIGHB	minimum distance between neighbours		31
OTHER	other		32

If other, please specify \_\_\_\_\_

~~OTHER~~ HOUSCODE 33

## 16) Share cost

SH COST 1	at start up	\$	34-38
SH COST 2	now	\$	39-43

## 16.1) Other fees to be paid to join the group

OFFES 1	at start up	\$	44-48
OFFES 2	now	\$	49-53

## 17) Annual membership levies ..... \$ 54-58

ANN LEVIE

## 18) In the last financial year, did the group have any annual income other than the membership levy?

INCOME Yes ..... 1 59  
No ..... 2

## 18.1) If yes, how much income (administered at the group level) did the group earn last year from the commercial production of any of the following:

ORCH	orchards	\$	17	60-64
VEGES	vegetables	\$	21	65-69
DAIRY	dairy	\$	17	70-74
BEEF	beef	\$	6	75-79
CROPS	monoculture cropping	\$	2	80-84
ANIMAL	animal breeding	\$	19	85-89
FLOWER	cut flowers	\$	11	90-94
TREE	tree production	\$	17	95-99
ARTCRAFT	arts and crafts	\$	6	100-104
RENTAL	rent from accommodation	\$	2	105-109
EQUIP	rent from equipment hire	\$	53	110-114
AGIST	agistment	\$	7	115-119
OTHER	other sources	\$	0	120-124

If other, please specify \_\_\_\_\_

~~OTHER~~ INCODE 125

## 18.2) How many members take part in the above production

MEM PART 126-129

## 19) Which, if any, of the following group facilities are provided?

COMBUILD	communal building		129
MACH	machinery shed		130
WORKSHOP	workshop (mechanical, woodwork etc.)		131
TRACTOR	tractor		132
TOOLS	tools (lawn mower, chain saw, etc.)		133
SOMEW	some water supply (dams, pumps, etc.)		134
ALLWAT	all water supply		135
SOMEENRG	some energy supply		136
ALLENERG	all energy supply		137
LAUNDRY	laundry facilities		138
BULKBUY	group shopping (bulk buying)		139
KITCHEN	kitchen		140
VEGE G	vegetable garden		141
ORCHARD	orchard		142
DAIRY	dairy		143
LIVESTOCK	livestock		144
SPORT	sport facilities		145
CARPOOL	car pool		146
SHOP	shop		147
SCHOOL BUS	school bus		148
SCHOOL	school		149
PRE-SCHOOL	pre-school		150
TELEPH	telephone		151
VISIT	visitor accommodation		152
FINASS	financial assistance to disadvantaged members		153
OTHER	other		154

If other, please specify \_\_\_\_\_

~~OTHER~~ FACCODE 155-157



## 20) Annual group expenditure

C RATES	council rates	\$	1-5
COM ROADS	communal roads	\$	6-10
WEEDS	weed control	\$	11-15
MAINT	maintenance of group facilities and equipment	\$	16-20
OTHER	other	\$	21-25

If other, please specify \_\_\_\_\_

~~OTHER~~ EXP CODE 26-28

## 21) How are decisions normally reached? Please tick all appropriate boxes.

INFORMAL	informal group discussion	29
FORMAL	formal meeting	30
CONSENS	consensus required	31
MAJORITY	majority required	32
DEFER	deferral if strong dissent	33
IND VETO	individual power of veto	34
OTHER	other	35

If other, please specify \_\_\_\_\_

~~OTHER~~ DEC CODE 3621.1) If majority is required, what % is needed \_\_\_\_\_ %  
PERCENT 37-39

## 22) Number each of the following in order of their significance in group discussion.

1=very significant 2=significant 3=not significant

ADMIN	administrative issues	40
FINANCE	financial matters	41
FACILIT	communal facilities	42
COMM WORK	communal work	43
DIS ROADS	roads	44
RD LEVY	road levy	45
QB APPROV	building approvals	46
COUN LAWS	local council regulations	47
STATE REG	state regulations	48
DE PLAN	development plans	49
TRACTORM	tractor maintenance	50
MACHIN	machinery maintenance	51
WEEDS	weeds	52
WATER	water supply	53
ENERGY	energy supply	54
ENVIRON	environmental issues	55
FFREST	reafforestation	56
PETS	pets	57
RECREAT	recreation	58
CONFLICT	conflict resolution/arbitration	59
GRDYNAM	interpersonal dynamics within group	60
RULES	ethical issues (e.g., rules)	61
OTHER	other	62

If other, please specify \_\_\_\_\_

~~OTHER~~ GDIS CODE 63

## 23) Frequency of group meetings

WEEKLY	weekly	64
TWOWEEK	fortnightly	65
MONTHLY	monthly	66
AS NEEDED	as the need arises	67

23.1) If group meetings are held "as the need arises", indicate their approximate frequency per year

68-69

~~AS NEEDED~~  
MEET FREQUENCY

23.2) On average, how many members usually attend the group meetings? ..... 70-72

24) To what extent have members of the group experienced difficulties concerning M.O. development and local council regulations during the last year? Please circle one number only.

COUNCIL DIF	No difficulty	1
	A little difficulty	2
	Some difficulty	3 73
	A lot of difficulty	4
	Extreme difficulty	5

24.1) To what extent have members of the group experienced difficulties concerning M.O. development and state govt. regulations during the last year? Please circle one number only.

STATE DIF	No difficulty	1
	A little difficulty	2
	Some difficulty	3 74
	A lot of difficulty	4
	Extreme difficulty	5

24.2) In what areas were these difficulties experienced (e.g., roads, building, etc.)?

~~DIFF CODE~~ 75-81

## 25) What, if any, of the following conditions must be met to qualify for group membership?

FINANCIAL	financial requirements	82
TRIAL	trial period	83
APPSALE	group approval for sale of share	84
APPMEET	approval at general meeting	85
FIT IN	apparent ability to fit in	86
SECT	adherent of a particular sect	87
VEGET	vegetarianism	88
NO COND	no conditions to be met	89
OTHER	other	90

If other, please specify \_\_\_\_\_

~~OTHER~~ DIFF CODE 91  
COND CODE

## 26) Which, if any, of the following rules/values apply to every day behaviour?

SPEED	no speeding	92
ECORULE	ecological/environmental concern	93
HERBICID	limits on herbicide use	94
PESTICID	limits on pesticide use	95
CHEMFERT	limits on chemical fertilizer use	96
NO PET	no pets	97
PET DESEX	all cats and dogs desexed	98
FIREARMS	no discharging of firearms	99
NO NOISE	no loud noise at night	100
NON ABUSE	non-abusive behaviour	101
NON VIOLEN	non-violent behaviour	102
COOP	co-operation with others	103
DRUGS	no hard drugs	104
OTHER	other	105

If other, please specify \_\_\_\_\_

~~OTHER~~ R/VAL CODE 106

RVAL CODE

27) How difficult is it to maintain rules?

- No difficulty ..... 1  
A little difficulty ..... 2  
Some difficulty ..... 3  
A lot of difficulty ..... 4  
Extreme difficulty ..... 5

RULE DIFF

28) Has there been any legal action between members of the group during the last 6 months?

- Yes ..... 1  
No ..... 2

M LEGAL 6

28.1) If yes, indicate the number of cases? ..... 3-4

M CASES 6

29) Has there been any legal action between members of the group during the last 12 months?

- Yes ..... 1  
No ..... 2

M LEGAL 12

29.1) If yes, indicate the number of cases? ..... 6-7

M CASES 12

30) Has there been any legal action between members of the group since formation?

- Yes ..... 1  
No ..... 2

M LEGAL 1

30.1) If yes, indicate the number of cases? ..... 9-10

M CASES 1

31) Has there been any legal action between members of the group and the local council during the last 6 months?

- Yes ..... 1  
No ..... 2

C LEGAL 6

31.1) If yes, indicate the number of cases? ..... 12-13

C CASES 6

32) Has there been any legal action between members of the group and the local council during the last 12 months?

- Yes ..... 1  
No ..... 2

C LEGAL 12

32.1) If yes, indicate the number of cases? ..... 15-16

C CASES 12

33) Has there been any legal action between members of the group and the local council since formation?

- Yes ..... 1  
No ..... 2

C LEGAL 1

33.1) If yes, indicate the number of cases? ..... 15-19

C CASES 1

34) Has there been any legal action between members of the group and the state government during the last 6 months?

- Yes ..... 1  
No ..... 2

S LEGAL 6

34.1) If yes, indicate the number of cases? ..... 21-22

S CASES 6

35) Has there been any legal action between members of the group and the state government during the last 12 months?

- ~~S CASES 12~~ Yes ..... 1  
S LEGAL 12 No ..... 2

35.1) If yes, indicate the number of cases? ..... 3-4

S CASES 12

36) Has there been any legal action between members of the group and the state government since formation?

- Yes ..... 1  
No ..... 2

S LEGAL 1

36.1) If yes, indicate the number of cases? ..... 2-3

S CASES 1

37) How often do members participate as a group in the following?

1=often 2=sometimes 3=not at all

EAT	eating together	2-3
VID PART	video nights, music, parties	3-4
DANCE	dances	3-4
SPORT	sports	2-3
CHILD	childminding	2-3
EDUCAT	education	2-3
HEALTH	health care and promotion	3-4
TREE P	tree planting	2-3
MEDITAT	meditation	2-3
RELIGION	religious/spiritual meetings	2-3
WORK	work days WORK PART	2-3
COMP WORK	compulsory work days or money in lieu	2-3
ROAD W	road works	2-3
WEED CON	weed control WEED CON	2-3
BUILD	building	2-3
MAINT	vehicle/equipment maintenance	2-3
SOCIAL	social action	2-3
POL ACT	political issues or action	2-3
ENV ACT	environmental action	2-3
OTHER	other	2-3

If other, please specify \_\_\_\_\_

OTHER 2 PART CODE 49

38) Which, if any, of the following activities do members of this group share in or cooperate with other groups?

NONE	none	2-3
OG EDUCAT	education	2-3
OG ROAD W	road works	2-3
OG WEED CON	weed control WEED CON	2-3
OG WORK DAY	intercommunity work days	2-3
OG ENV ACT	environmental action	2-3
OG POL ACT	political issues or action	2-3
OTHER	other	2-3

If other, please specify \_\_\_\_\_

OTHER 2 COOP CODE

WEED CON

~~File~~ "Household stuff"  
file name: house/name = 'house.123'  
in list file = house <sup>records = 2</sup>

V1100-de

HOUSEHOLD QUESTIONNAIRE

GP NO	Group No.	1-2
HOUSE NO	Household No.	3-4

Department of Sociology  
University of New England  
Armidale, N.S.W. 2351

This survey of alternative groups is to be used as part of a Ph.D thesis in Sociology dealing with the topics; quality of life and the alternative movement. The work is being undertaken at the University of New England, Armidale. To my knowledge there has been no other research in Australia combining the two topics mentioned above. I am aware of only one somewhat similar project carried out overseas.

I am convinced that research into alternative, or different, lifestyles is warranted -- the more so in view of current increasing concern over environmental and social consequences of conventional development and lifestyles.

There are various kinds of groups which are or have been referred to as alternative. They include communes, co-operatives and communities. They may be religious, secular, political, rural, urban. In the questionnaires the word group is used to include all kinds of collectivities. The aim of this study is to compare and contrast significant similarities and differences in as many rural groups as resources permit.

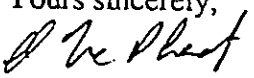
I have tried to keep the questionnaires as short as possible, without omitting questions which seem significant. Input from other researchers and alternative lifestyle participants has been used.

Given the diversity of interests, organization, and lifestyles evident in what has been called the alternative movement, it is difficult to do justice to them all in preset questionnaires. So if you consider something significant is missing, not to the point, irrelevant, or would like to add any comments on any of the questions please note down your thoughts in the space provided.

I would also like to talk to as many people as possible, and go into more depth on some of the questions and any other issues you think should be covered.

Help given to date by people from a variety of groups has been very much appreciated. Your continuing cooperation is essential if this method of enquiry is to be useful.

All information will be treated in confidence.

Yours sincerely,  
  
Dave McPheat

those who normally live in this household (including visitors), how many are:

WOMEN	women (18 and older)		5-6
MEN	men (18 and older)		7-8
CHILDREN	children (0-11 years)		9-10
YOUTHS	youths (12-17)		11-12

2) How many people in this household (excluding visitors and dependent children) are:

single males without children		13-14
single females without children		15-16
male lone parent/s		17-18
female lone parent/s		19-20
in a couple without children		21-22
in a couple with child/children		23-24
in other relationships		25-26

2.1) If in other relationships please indicate the kind of relationships which apply in the space provided on the back page, and refer to question 2.1.

OTHER REL CODE 0 27

3) What kind of dwelling is this? Please circle the appropriate number.

HOUSE	House	1
CARAVAN	Caravan	2
TENT	Tent	3
SHED	Shed	4
BUS	Bus	5
OTHER	Other	6

28

If other, please specify 1229

OTHER DWELL CODE

3.1) What size is this dwelling?

SMALL	Small	1
MEDIUM	Medium	2
LARGE	Large	3

30

3.2) How many rooms are there? 31-32

ROOM NO

4) Is there a telephone in this dwelling

Yes 1

No 2 33

TELEPHONE

5) What energy source/sources are used by members of this household for domestic purposes? Please place a tick in the appropriate box(es).

MAINS	mains power	34
WOOD	wood	35
WIND	wind	36
SOLAR	solar	37
HYDRO	hydro	38
GAS	gas	39
PETROL	petrol	40
DIESEL	diesel	41
OIL	oil	42
KERO	kerosene	43
CANDLE	candles	44
CARBAT	car charged batteries	45
OTHER EN	other	46

If other, please specify 47

ENCODE

6) Please indicate the type(s) of construction material used in this dwelling, if applicable.

MUDBRICK	mudbrick	48
STONE	stone	49
WOOD BUSH	wood (bush timber)	50
WOOD SAW	wood (saw mill)	51
GLASS	glass	52
TIN	tin	53
OTHER MAT	other	54

If other, please specify 55-57

MAT CODE

7) Is this dwelling part of a hamlet within the group (i.e. part of a cluster of dwellings intentionally located together)?

HAMLET Yes 1

No 2 58

7.1) If Yes do the members of this hamlet have closer or more frequent social contact with each other than with other members of the group?

HAMLET Yes 1

No 2 59

8) To what extent have household members experienced difficulties concerning local council building regulations relating to M.O. development?

None 1

A little 2

Some 3

A lot 4

Extreme 5

60

9) To what extent have household members experienced difficulties concerning state government building regulations relating to M.O. development?

None 1

A little 2

Some 3

A lot 4

Extreme 5

61

10) What is your present stage of building?

INTEND TO BUILD In the future 1

BUILDING In the process of building a house 2

BUILT Have built your own house 3

ADDITION Making additions to house 4

NO BUILD Do not intend to build 5

62

11) If you are building or have built your house, in what year did building commence?

YEAR STAR 63-64

12) If you have built your house, in what year was building completed?

YEAR FOR COMP 65-66

13) What is your estimate of the current market value of this dwelling and furniture, and all the improvements over which household members have control, or in which they have an interest? Please include the share cost and/or other group membership fees which would have to be paid by a buyer.

current market value \$ 67-72

MARKET V

If you have built, or are in the process of building your house -

14) What percentage of the value of the labour involved in building the dwelling and all improvements to date, has been provided by household or other group members (i.e. not outside hired help)?

LABOUR %	0% .....	1
	1-20% .....	2
	21-40% .....	3
	41-60% .....	4
	61-80% .....	5
	81-100% .....	6

14.1) What percentage of the value of the materials used has been obtained locally, or made by household or other group members (i.e. not bought on commercial markets)?

MATER %	0% .....	1
	1-20% .....	2
	21-40% .....	3
	41-60% .....	4
	61-80% .....	5
	81-100% .....	6

14.2) What percentage, if any, of the value of the following goods and services you use, is provided by yourself or other members of the group (i.e. not bought on commercial markets)?

FOOD DR	food and drink	%	3-5
CLOTHNG	clothing (making and mending)	%	6-8
MAINTN	maintenance of housing and household equipment	%	9-11
MAINTFW	maintenance of energy and water supply	%	12-14
MAINTVEH	vehicle maintenance	%	15-17
HEALTH	health and personal care	%	18-20
RECREAT	recreation	%	21-23
EDUCAT	education (including child care)	%	24-26

15) Which of the appliances listed below are owned by members of this household?

Please tick all appropriate boxes.

HOTWATER	hot water system		109
FRIDGE	refrigerator		110
MICROVEW	microwave oven		111
TOAST	toaster		112
WASHMACH	washing machine		113
IRON	clothes iron		114
DISHWASH	dish washer		115
VACUUMCL	vacuum cleaner		116
RADIO	radio		117
BWTV	black and white TV		118
COLOURTV	colour TV		119
STEREO	stereo set		120
AUDIO REC	audio recorder		121
VIDEO REC	video cassette recorder		122
FMIXER	food mixer		123
BLENDER	blender		124
FAN	fan		125
AIRCOND	air conditioning		126
CB RADIO	CB radio		127
COMPUTER	personal computer		128
OTHER APP	other		129

If other, please specify 130-132

APPCODE

16) Visitors (from outside this group who do not normally live here) who have stayed here in the last 12 months.

VISIT

22-28 VIS VIS VIS STAY 1 Nearest town/city VIS RES 1  
Age Sex Length of Stay to usual residence

Visitor No. 1	29	30	31	32-34	35-36	29-32
Visitor No. 2	37	38	39	40-42	43-44	37-44
Visitor No. 3	45	46	47	48-50	51-52	45-52
Visitor No. 4	53	54	55	56-58	59-60	53-60
Visitor No. 5	61	62	63	64-66	67-68	61-68
Visitor No. 6	69	70	71	72-74	75-76	69-76
Visitor No. 7	77	78	79	80-82	83-84	77-84
Visitor No. 8	85	86	87	88-90	91-92	85-92
Visitor No. 9	93	94	95	96-98	99-100	93-100
Visitor No. 10	101	102	103	104-106	107-108	101-108

# INDIVIDUAL QUESTIONNAIRE

V LABELS

HOUS NO

OPND  
HOUS NO  
PERSON NO

Group No.	
Household No.	
Person No.	

Department of Sociology  
University of New England  
Armidale, N.S.W. 2351

This survey of alternative groups is to be used as part of a Ph.D thesis in Sociology dealing with the topics; quality of life and the alternative movement. The work is being undertaken at the University of New England, Armidale. To my knowledge there has been no other research in Australia combining the two topics mentioned above. I am aware of only one somewhat similar project carried out overseas.

I am convinced that research into alternative, or different, lifestyles is warranted -- the more so in view of current increasing concern over environmental and social consequences of conventional development and lifestyles.

There are various kinds of groups which are or have been referred to as alternative. They include communes, co-operatives and communities. They may be religious, secular, political, rural, urban. In the questionnaires the word group is used to include all kinds of collectivities. The aim of this study is to compare and contrast significant similarities and differences in as many rural groups as resources permit.

I have tried to keep the questionnaires as short as possible, without omitting questions which seem significant. Input from other researchers and alternative lifestyle participants has been used.

Given the diversity of interests, organization, and lifestyles evident in what has been called the alternative movement, it is difficult to do justice to them all in preset questionnaires. So if you consider something significant is missing, not to the point, irrelevant, or would like to add any comments on any of the questions please note down your thoughts in the space provided.

I would also like to talk to as many people as possible, and go into more depth on some of the questions and any other issues you think should be covered.

Help given to date by people from a variety of groups has been very much appreciated. Your continuing cooperation is essential if this method of enquiry is to be useful.

All information will be treated in confidence.

Yours sincerely,

*D McPheat*

Dave McPheat

variable labels

**TIME** 1) How long have you been a member of this group?  
Please circle the appropriate number.

- Less than 12 months ..... 1  
1-2 years ..... 2  
3-5 years ..... 3  
6-10 years ..... 4  
11-15 years ..... 5

**LTIME** If over 15 years, please specify \_\_\_\_\_

**OTGPS** 2) Have you lived in any other groups?

- Yes ..... 1  
No ..... 2

**NOTGPS** 2.1) If yes, please indicate the number of groups and the total time you lived in them.

Number of groups ..... 11-12

**TIMEGPS** Time spent in them .... yrs. .... mths. 12-15

**IMCTPS** 3) Were you living in another group just before you joined this group?

- Yes ..... 1  
No ..... 2

**BETTER** 4) If you have spent time in other groups, is this group better than all the others?

- Yes ..... 1  
No ..... 2

5) What was your town/city and state of residence prior to joining this group?

Town/City	
State	
Country	

**LEAVEPLAN** 6) Do you have any plans to leave this group?

- Yes ..... 1  
No ..... 2

**CODES** 6.1) If yes, please note reasons in space provided and refer to question 6.1.

**LIFESTA** 7) If you do not have any plans to leave, do you think you will stay here for the rest of your life?

- Likely ..... 1  
Unlikely ..... 2

**EDUCAT** 8) What is the highest level of formal education you have completed to date?

- Tertiary degree ..... 1  
TAFE or Tech College ..... 2  
Completed HSC or equivalent ..... 3  
Primary school only ..... 4  
None ..... 5  
Other ..... 6

If other, please specify \_\_\_\_\_

**STEDCODE**

**PRESID** 9) Are you presently undertaking any course of study (formal or informal)?

- Yes ..... 1  
No ..... 2

9.1) If yes, please tick any of the following that apply.

<b>TEXT</b>	tertiary institution		30
<b>DEFE</b>	TAFE or tech college	TAFE TECH	31
<b>SECOND</b>	secondary school		32
<b>PRIMARY</b>	primary school		33
<b>AD-LEARN</b>	adult learning		34
<b>HEALTH</b>	health/personal therapy training		35
<b>CRAFTC</b>	craft courses		36
<b>OTQ.1</b>	other		37

If other, please specify \_\_\_\_\_

10) Following are some reasons you might have had for joining this group. Number each in order of their significance as reasons for your joining this group.

1=very significant 2=significant 3=not significant

<b>RURALIN</b>	country/rural living	P	12
<b>ALTMOVE</b>	join alternative movement	P	13
<b>FRIENDS</b>	friends nearby	P	14
<b>CHEAPLAN</b>	cheap land	P	15
<b>LOWCOST</b>	lower living costs	P	16
<b>PERMWT</b>	permanent water	P	17
<b>FORESTA</b>	forested area	P	18
<b>ECOLOG</b>	ecological concerns	P	19
<b>CLIMATE</b>	climate	P	20
<b>CLEANAIR</b>	clean air	P	21
<b>CHILDSUP</b>	support for children	P	22
<b>GPSP</b>	group support	P	23
<b>LIKPEOPLE</b>	like-minded people	P	24
<b>SPIRITV</b>	spiritual/religious values	P	25
<b>GRBUY</b>	group buying ability	P	26
<b>DISCITY</b>	disliked city life	N	27
<b>DISCVAL</b>	disliked city values	N	28
<b>DISRWORK</b>	disliked your work	N	29
<b>NEWLIFE</b>	pioneer new life style	P	30
<b>SELFAC</b>	self actualization/fulfilment	P	31
<b>CARESHR</b>	caring and sharing	PEAKESHAR	32
<b>INTUIT</b>	gut-feeling; intuition	P	33
<b>FREEDON</b>	freedom	P	34
<b>OTIO</b>	other		35

If other, please specify \_\_\_\_\_

**OTREASB**

**CODES**

11) Of what denomination are you a member or adherent now?

- Anglican (C of E) ..... 01  
Catholic ..... 02  
Uniting ..... 03  
Other Protestant ..... 04  
Orthodox ..... 05  
Other Christian ..... 06  
Jewish ..... 07  
Eastern religion  
(e.g. Hinduism, Islam, etc.) ..... 08  
Guru-based (e.g. Buddhism,  
Yoga, TM, etc.) ..... 09  
Non-denominational ..... 10  
No religion/nil ..... 11  
Other ..... 12

If other, please specify \_\_\_\_\_

**OTRELIG**

**CODE REL**

NOT RELIGIOUS

# RELMEET

12) Please indicate how often you attend religious or spiritual meetings held for members of this group?

- More than once a week ..... 1  
About once a week ..... 2  
Most weeks, but not every week ..... 3  
Several times a year ..... 4  
Rarely or never ..... 5

## REL SIG

13) How significant are religious/spiritual matters in your life?

- Of great significance ..... 1  
Of some significance ..... 2  
Of little significance ..... 3  
Of no significance ..... 4

14) Are you unemployed now?

- EMPLOY Yes ..... 1  
No ..... 2

14.1) If unemployed now, what was your previous employment?

- EMPLOY Unskilled labour ..... 1  
Semi-skilled labour ..... 2  
Skilled labour ..... 3  
Clerical work ..... 4  
Professional work ..... 5  
Other ..... 6

If other, please specify Med Denia 26-79

15) Were you employed prior to joining this group?

- EMPJOIN Yes ..... 1  
No ..... 2

16) If you are currently employed, do you work

- FULLPART Full time ..... 1  
Part time ..... 2

17) In the last 12 months, what was your main source of income? Please circle one number.

- EMPINANC self employed ..... 01  
unskilled labour ..... 02  
semi-skilled labour ..... 03  
skilled labour ..... 04  
clerical work ..... 05  
professional work ..... 06  
unemployment payments ..... 07  
retirement pension ..... 08  
AUS study allowance ..... 09  
supporting mothers allowance ..... 10  
invalid pension ..... 11  
repatriation pension ..... 12  
rent ..... 13  
interest ..... 14  
other ..... 15

17.1) In a few words please indicate the nature of the work you do.

WALCODE

CODE WORK 1

18) Do you undertake voluntary work for individuals, clubs or organizations?

- VOLWORK Yes ..... 1  
No ..... 2

18.1) If yes, please indicate which, if any, of the following apply?

MEALS	meals on wheels	18
HOSP AUX	hospital auxiliary	19
VOL FIRE	volunteer fire brigade	20
VISITING	visiting handicapped/elderly	21
PRE SCH	pre-schools	22
COMM SCH	community schools	23
NATALS	pre-natal, ante-natal service	24
HEALTHS	health services	25
CHILD MIND	organized child minding	26
BUILD PAINT	building/painting BUILD PA	27
GARD FARM	gardening/farm work	28
YOUTH DAN	youth dances	29
YOUTH CAM	youth camps	30
REFOREST	reafforestation projects	31
OT IS-1	other	32

If other, please specify

CODE VOLW 1 CODE VOLW 2

18.2) What other paid or unpaid part time work do you have?

SELFEMP	self employed	37
UNSKILL	unskilled labour	38
SEMI SKILL	semi-skilled labour	39
SKILL LAB	skilled labour	40
CLERICAL	clerical work	41
PROFWORK	professional work	42
HOUSEB	house building	43
ARTCRAFT	art/craft	44
GARDEN	gardening	45
FARMWORK	farm work	46
OT IS-2	other	47

If self employed or other, please specify

PTWGRCD

CODE OTW 1

CODE OTW 2

19) Do you hold any position in relation to the administration of the group's interests (e.g. secretary, treasurer, director)?

- BOFFICE Yes ..... 1  
No ..... 2

19.1) If yes, what is that position?

OFFICER CODE OF 1

CODE OF 2

20) Do you think or feel that house sites and dwellings should be privately or communally owned?

- PRIVCOMM Privately ..... 1  
Communally ..... 2

21) Do you own or pay rent for the dwelling you live in?

- OWNRENT Own ..... 1  
Rent ..... 2  
Other ..... 3

If other, please specify

OWNRENT CODE PAY 1

CODE PAY 2

Auth Grant & an ownership



ONE DECIS

22) Is there one person who consistently stands out as a leader in the group's decision-making?

Yes ..... 1  
No ..... 2

YOU DECIS 22.1) Are you this person?

H H • 021

Yes ..... 1  
No ..... 2

HOW SATIS

22.2) How satisfied do you feel about this person's influence on the affairs of the group?

Very satisfied ..... 1  
Somewhat satisfied ..... 2  
Mixed, neither satisfied  
nor dissatisfied ..... 3  
Somewhat dissatisfied ..... 4  
Very dissatisfied ..... 5

SMP DECIS

23) Is there a small number of people who consistently stand out as leaders in group decision-making?

Yes ..... 1  
No ..... 2

YOU CF DEC

23.1) Are you one of these leaders in group decision-making?

Yes ..... 1  
No ..... 2

HOW SATIS

23.2) How satisfied are you about these leaders influence on the affairs of the group?

Very satisfied ..... 1  
Somewhat satisfied ..... 2  
Mixed, neither satisfied  
nor dissatisfied ..... 3  
Somewhat dissatisfied ..... 4  
Very dissatisfied ..... 5

24) In general who do you think have most influence on group decision making?

Men ..... 1  
Women ..... 2  
About even ..... 3

25) To what extent do you participate in and influence group decisions which affect your life?

Not at all ..... 1  
Seldom ..... 2  
Occasionally ..... 3  
Frequently ..... 4  
Always ..... 5

26) Regarding group rules, do you believe that there are

Too many? ..... 1  
Too few? ..... 2  
The right number? ..... 3

27) Do you think or feel that this group is

Too big? ..... 1  
Too small? ..... 2  
Just right? ..... 328) Do you have any dependable relatives (not your spouse or partner), not just those who live near you, on whom you could call in a crisis?Yes ..... 1  
No ..... 2

28.1) If yes, how many of these relatives live

within the group ..... 12-13  
outside the group ..... 14-1529) Do you have any friends (not relatives) from whom you can easily ask small favours (e.g., borrowing tools, cooking utensils, etc.)?Yes ..... 1  
No ..... 2

29.1) If yes, what number of these friends live

within the group ..... 17-19  
outside the group ..... 20-2230) Do you have any dependable friends (not relatives) not just those who live near you, on whom you could call in a crisis?Yes ..... 1  
No ..... 2

30.1) If yes, what number of these friends live

within the group ..... 23-25  
outside the group ..... 26-2831) With regard to contact with other members of the group, generally speaking, do you haveAs much as you want? ..... 1  
More than you want? ..... 2  
Less than you want? ..... 332) With regard to contact with your neighbours, generally speaking, do you haveAs much as you want? ..... 1  
More than you want? ..... 2  
Less than you want? ..... 3

33) How frequently do you have disagreements with family members with whom you live?

Never ..... 1  
Very rarely ..... 2  
Seldom ..... 3  
Occasionally ..... 4  
Frequently ..... 5

34) How frequently do you have disagreements with other members of the group?

Never ..... 1  
Very rarely ..... 2  
Seldom ..... 3  
Occasionally ..... 4  
Frequently ..... 5

Following are some questions about how satisfied or dissatisfied you are about aspects of your life. Use the scale below to choose the number that comes closest to how you feel. The more satisfied or delighted you feel about the question, the higher the number you will write in as an answer. The more dissatisfied or terrible you feel about the question, the lower the number you will write in as an answer.

If a particular question does not apply to you, for example, if you are never involved in the activity mentioned, place the letter "X" in the box provided. If you have simply never thought about the question, place the letter "Y" in the box provided.

terrible	very unhappy	unhappy	mostly dissatisfied	mixed feelings neither satisfied nor dissatisfied	mostly satisfied	pleased	very pleased	delighted
1	2	3	4	5	6	7	8	9

X = It doesn't apply to me.  
Y = I never thought about it.

35) How do you feel about

LIFE IS	your life as a whole?	
HOME	your house/dwelling?	
FAMILY	your family's income?	
SECURE	how secure your family's income is?	
SAVINGS	your savings and ability to meet financial problems which might arise?	
LIVING	your standard of living -- the things you have, like a car, appliances, etc.?	
AUST	Australia as a place to live in?	
NSW	New South Wales as a place to live in?	
AREA	this area as a place to live in?	
GROUP	this group as a place to live?	
FED GOV	the way the federal government is operating?	
STATE GOV	the way the state government is operating? <del>STATE GOV</del>	
LOCAL GOV	the way the local council is operating?	
WOMEN'S	the ideas and beliefs of the Women's Liberation Movement?	
SKILLS	the chance you have to use your skills and abilities at work? <del>SKILLS</del>	
JOB	the amount of say you have in how your job should be done?	
PROMOTION	your chances of promotion at work?	
FAIR	how fairly you are treated at work?	
SECURE	how secure your job is?	
CO-WORKERS	how well you get on with your co-workers?	
PRESSURE	the amount of pressure you are under?	
PAY	the amount you are paid?	
BOSS	how well you get on with your boss?	
INSTRUCTIONS	the extent to which you get clear instructions and know what is expected from you?	
JOB IN GENERAL	and how do you feel about your job in general?	

36) Still using the above scale how do you feel about

TELEVISION	watching television?	
HOBBIES	your hobbies and pastimes?	
FUN	the amount of fun and enjoyment you have?	
SPARE TIME	your spare time activities; the things you do in your non-working time?	
FRUSTRATION	number of friends you have?	
FRUSTRATION	how well you get on with your friends?	
FRUSTRATION	the number of people you are really close to?	
CONCLUSION	how close you really are to the people who know you best?	
HELP	the help you can expect from other people in times of trouble?	
FRIENDS	your friends and friendships?	
FAMILY	the things you and your family do together?	
FAMILY LIFE	your family life?	
SLEEP	how well you sleep at night?	
ENERGY	the amount of energy you have?	
FITNESS	your physical fitness and the exercise you get?	
HEALTH	your health? <del>HEALTH</del>	
SEX LIFE	your sex life?	
MORAL	the extent to which you live up to your own moral standards and behave the way you believe you ought to behave?	
NICE	how nice and kind you are?	
HELP	the amount you do to help other people?	
Sympathy	your ability to sympathise with other people's feelings?	
LIKE YOU	the extent to which other people seem to like you?	
RELIGIOUS	the religious/spiritual organisation you belong to?	
RELIGIOUS	your religious/spiritual fulfilment?	

37) Still using the above scale, how do you feel about

EDUCAT	the amount of education you received?	1
EDTYPE	the type of education you received?	2
EDDEV	the extent to which you can develop your own knowledge, skills and abilities?	3
LIFEPROB	your ability to foresee and anticipate problems that might come up in your life?	4
HANDPROB	how well you handle problems that come up in your life?	5
WARR	the amount you worry about things?	6
FAIR	how fairly you get treated by other people?	7
ASSERT	your ability to assert yourself when necessary?	8
EXCITE	how exciting your life is?	9
LEISURE	your leisure time?	10
PURPOSE	the sense of purpose and meaning in your life?	11
SUCCESS	the extent to which you are achieving success and getting ahead?	12
ACCOMPL	what you are accomplishing in life?	13
LIFE	your life as a whole?	14

38) In general, how happy or unhappy do you usually feel? Please circle the number next to the statement that best describes your average happiness. Extremely happy (feeling ecstatic, joyous, fantastic!) ..... 01

- HOW HAPPY
- Very happy (feeling really good, elated!) ..... 02
  - Pretty happy (spirits high, feeling good) ..... 03
  - Mildly happy (feeling fairly good and somewhat cheerful) ..... 04
  - Slightly happy (just a bit above neutral) ..... 05
  - Neutral (not particularly happy or unhappy) .. 06
  - Slightly unhappy (just a bit below neutral) ... 07
  - Mildly unhappy (just a little low) ..... 08
  - Pretty unhappy (somewhat "blue", spirits down) ..... 09
  - Very unhappy (depressed, spirits very low) ..... 10
  - Extremely unhappy (utterly depressed, completely down) ..... 11

39) Consider your emotions a moment further. On the average, what percent of the time do you feel happy? What percent of the time do you feel unhappy? What percent of the time do you feel neutral (neither happy nor unhappy?) Please give your best estimates, as well as you can.

Make sure the three figures add up to equal 100%.

ON THE AVERAGE:

PERCENT	The percent of time I feel happy	.....
PERCENT	The percent of time I feel unhappy	.....
PERCENT	The percent of time I feel neutral	.....
TOTAL		100%

40) Generally speaking, in federal politics do you usually think of yourself as:

- POL
- Liberal ..... 1
  - Labor ..... 2
  - National (Country) Party ..... 3
  - Australian Democrat ..... 4
  - Nuclear Disarmament Party ..... 5
  - Other ..... 6

CODE POL 1 If other, please specify 27-30

41) In political matters, people talk of the "left" and the "right". Where would you say you are?

- POL 2
- Strongly to the left ..... 1
  - Somewhat to the left ..... 2
  - In the centre ..... 3
  - Somewhat to the right ..... 4
  - Strongly to the right ..... 5

42) What is your age? 37-38

43) What is your gender?

- YOURSEX
- Male ..... 1
  - Female ..... 2

44) What is your present marital status? Please circle one number.

- MARRIAGE
- Single (never married) ..... 1
  - Married ..... 2
  - Defacto/living together ..... 3
  - Divorced ..... 4
  - Separated ..... 5
  - Widowed ..... 6
  - Planning to marry ..... 7

44.1) If none of the above adequately describes your living arrangements with others, please indicate the kind of relationships which do apply in the space provided for comments, and refer to question 44.1.

44.2) If divorced or separated, in which year did this occur? 1985

45) Do you have any children?

- ANY CHILD
- Yes ..... 1
  - No ..... 2

45.1) If yes, what is the age and sex of each? Please list from oldest to youngest.

TOTAL		Age	Sex
C1	child No. 1	4	F
C2	child No. 2	1	F
C3	child No. 3	4	F
C4	child No. 4	1	F
C5	child No. 5	1	F

45.2) Are any of your children not living with you?

- CHAWNY
- Yes ..... 1
  - No ..... 2

45.3) If yes, please indicate what each is doing (please list from oldest to youngest):

CAWAYTOT	1-2	schooling	employment	learning a trade/skill	living with other parent	Other (Please indicate what they are doing.)
C1 STATUS 1 Child No. 1.....	1	2	3	4	5	4-5 <u>AWAY CODE C160</u>
C2 " 6 Child No. 2.....	1	2	3	4	5	7-8 <u>C2C03</u>
C3 " 9 Child No. 3.....	1	2	3	4	5	10-11 <u>C3C03</u>
C4 " 12 Child No. 4.....	1	2	3	4	5	13-14 <u>C4C03</u>
C5 " 15 Child No. 5.....	1	2	3	4	5	16-17 <u>C5C03</u>

46) How often do you share the goods and services listed below with people from other households in the group? Please circle a number in the appropriate column (never, rarely, occasionally, frequently)

	Never	Rarely	Occasionally	Frequently
CA STRANS Transport .....	1	2	3	4 18
SA LAUNDRY Laundry facilities .....	1	2	3	4 19
LI S COOK Cooking facilities .....	1	2	3	4 20
FEH NO SG FOOD Growing or raising food .....	1	2	3	4 21
FA SP FOOD Preserving food .....	1	2	3	4 22
SE S PRO FOOD Processing food.....	1	2	3	4 23
SA S PROD CS Producing goods and services .....	1	2	3	4 24
SBUILD Building and construction .....	1	2	3	4 25
CHL S MAINT Maintenance .....	1	2	3	4 26
TE S TELEPH Telephone .....	1	2	3	4 27
CH S CHILDM Childminding .....	1	2	3	4 28
TH S MED Medicine and healing .....	1	2	3	4 29
FE TH S THERAPY Therapy .....	1	2	3	4 30
FE S TEACH Teaching .....	1	2	3	4 31
MP, SA S OT 46 Other .....	1	2	3	4 32

If other, please specify

STATE CODE SHAN

47) Below are five statements with which you may agree or disagree. Using the 1 to 7 scale below, indicate your agreement with each item by placing the appropriate number in the box provided after each statement.

Strongly disagree	Disagree	Slightly disagree	Neither agree nor disagree	Slightly agree	Agree	Strongly agree
1	2	3	4	5	6	7

In most ways my life is close to my ideal	<u>L IDEAL</u>	
The conditions of my life are excellent	<u>L EXCEL</u>	
I am satisfied with my life	<u>L SAT</u>	
So far I have got the important things I want in life	<u>L IMPORT</u>	
If I could live my life over again, I would change almost nothing	<u>L CHANGE</u>	

48) What is the value of any loans (mortgage, hire purchase, etc.) that you and/or your spouse/partner have taken out to finance any of the following:

V HOUSE	House	\$	40 - 47
V VEHICLE	Vehicles	\$	48 - 53
V APPLIAN	Appliances	\$	54 - 58
OT 48	Other	\$	59 - 63

Below is a ladder with 10 steps on it. At the top of the ladder, on the top step, is the best possible life, the most wonderful life you could imagine for anybody. At the bottom of the ladder is the worst possible life, the most miserable life you could imagine for anybody.

10	BEST LIFE	anybody could live
9		
8		
7		
6		
5	MID-POINT	
4		
3		
2		
1		
0	WORST LIFE	anybody could live

49) Now, looking at the ladder, which step corresponds to (place appropriate numbers from 0 to 10 in the boxes provided)

BEST PREV	the best previous period of your life?	BEST LIFE	
Worst PREV	the worst previous period of your life?	WORST LIFE	
Worst PREV	the whole of your past life up to about 5 years ago?	PAST LIFE	
PRES LIFE	your own life at present, the life you lead these days?		
PREV LIFE	your own life just before you joined this group?	PREV LIFE	
Average	the life of the average or typical Australian?	Average	
STRESS	the amount of stress, strain and pressure in your life?	STRESS	
Worst PREV	the life you expect in about 5 years time?	FUTURE LIFE	
Worst PREV	the best life you feel you could realistically hope for in the future?	HOPED LIFE	
Worst PREV	the life you feel you deserve -- the kind of life that would be fair for someone like you?	DESERVE LIFE	
Worst PREV	the life your parents led?	PARENTS LIFE	
Worst PREV	the life your children lead?	CHILDREN LIFE	

50) Regarding your financial situation and standard of living -- the things you have like a car, appliances and so on, where on the ladder would you put

BEST PREV	your best previous standard of living, not including the present time?		
Worst PREV	the worst previous standard of living you had, not including the present time?		
PRES PREV	your present standard of living -- the standard of living you have these days?		
Average	the standard of living of the average or typical Australian?		
Worst PREV	the standard of living you expect in about 5 years time?		
BEST PREV	the best standard of living you could realistically hope for in the future?		
Worst PREV	the standard of living you deserve -- the standard that would be fair for someone like you?		

51) Regarding your family life, where on the ladder would you put

BEST PREV	the best previous period of family life you have known, NOT including the present time?		
Worst PREV	the worst previous period of family life you have known, NOT including the present time?		
PRES FAM	your family life at present, the way things are going in your own family?		
Average	the family life of the average or typical Australian?		
FUTURE FAM	the family life you expect in about 5 years time?		
HOPED FAM	the best family life you could realistically hope for in the future?		
DESERVE FAM	the family life you feel you deserve -- that would be fair for someone like you?		

52) In the recent past, have you had any unusual good experiences which might be influencing your present satisfaction with life, happiness or sense of well-being?

GOOD EXP Yes ..... 1  
No ..... 2

52.1) If yes, to what extent do you think any such good experiences are increasing your present satisfaction with life, happiness, or sense of well-being?

HOW GOOD Very much ..... 1  
Some ..... 2  
A little ..... 3

52.2) Any details? 55-57

CODE MAP

53) In the recent past, have you had any unusual bad experiences which might be influencing your present satisfaction with life, happiness or sense of well-being?

BAD EXP Yes ..... 1  
No ..... 2

53.1) If yes, to what extent do you think such bad experiences are reducing your present satisfaction with life, happiness or sense of well-being?

HOW BAD Very much ..... 1  
Some ..... 2  
A little ..... 3

53.2) Any details? 63-69

CODE MAP

54) What is your family's total taxable income category -- your own and your spouse/partner's income before tax? Use either the weekly or yearly amount, whichever is easiest to calculate. Please circle only one number.

Per Week	Per Year	
\$1 - \$39	\$1 - \$2,000	01
\$39 - \$76	\$2,001 - \$4,000	02
\$77 - \$115	\$4,001 - \$6,000	03
\$116 - \$172	\$6,001 - \$9,000	04
\$173 - \$230	\$9,001 - \$12,000	05
\$231 - \$287	\$12,001 - \$15,000	06
\$288 - \$345	\$15,001 - \$18,000	07
\$346 - \$421	\$18,001 - \$22,000	08
\$422 - \$498	\$22,001 - \$26,000	09
\$499 - \$613	\$26,001 - \$32,000	10
\$614 - \$766	\$32,001 - \$40,000	11
\$767 - \$958	\$40,001 - \$50,000	12
Over \$958	Over \$50,000	13

55) Please indicate the type and value of any vehicles owned by you and members of your family (e.g., motor bike, sedan, utility).

Type	Estimated Current Value	
V1 - TP	US VAL 1	3-8 9-10
V2 - TP	US VAL 2	11-15 17-18
V3	US VAL 3	19-24 25-26
V4	US VAL 4	27-32 33-34

56) Which if any of the following pets do you have. Please indicate the number of each in the appropriate box.

DOGNO	dog/s	35
CATNO	cat/s	6
OT 56	other	7

If other, please specify CODE PET 1 28-41  
PETCODE PET 2

57) Which, if any, of the following activities do you participate in?

EATING	eating together	23
VIDEAT	video nights, music, parties	24
DANCES	dances	25
SPORTS	sports	26
CHMIND	childminding	27
EDUCAT	education	28
HEALTHCARE	health care and promotion	29
TREEPLAN	tree planting	30
MEDITAT	meditation	31
GROUPWORK	group work days	32
ROADWORK	road works	33
WEEDCON	weed control	34
BUILD	building	35
VEHICLE	vehicle/equipment maintenance	36
SOCIAL	social action	37
POLIT	political issues or action	38
ENVACT	environmental action	39
OT 57	other	40

If other, please specify 60-63

PARTCODE

58) Would you say you are a strict vegetarian?

Yes ..... 1 64  
No ..... 2

VEGETAR

59) If no, to what extent do vegetarian principles influence the kind of food you eat?

No influence ..... 1  
A little influence ..... 2 63  
Some influence ..... 3  
A lot of influence ..... 4

HOW VEGE

60) To what extent do you believe commercial chemical fertilizers should be used in food production?

None ..... 1 61  
A little ..... 2 62  
To maximise output ..... 3

COMFERT

61) To what extent do you believe commercial chemical insecticides and fungicides should be used in food production?

None ..... 1  
Less than the legal limits ..... 2 67  
Up to the legal limits ..... 3

COMCHEM

62) If it is economically viable, do you think cattle raising is worthwhile?

Yes ..... 1 68  
No ..... 2 69

CATTLE

Any comments? 60-70

CATCODE

63) Do you try to practice permaculture principles?

Yes ..... 1  
No ..... 2 73

PERMAC

Thanks for answering the questions.

Q (4)

COM CODE.

74-77

File "Household stuff"

V1100-de

file name = 'house.dta'

with list file = house records = 2

HOUSEHOLD QUESTIONNAIRE

GP NO	Group No.		1-2
HOUSE NO	Household No.		3-4

Department of Sociology  
University of New England  
Armidale, N.S.W. 2351

This survey of alternative groups is to be used as part of a Ph.D thesis in Sociology dealing with the topics; quality of life and the alternative movement. The work is being undertaken at the University of New England, Armidale. To my knowledge there has been no other research in Australia combining the two topics mentioned above. I am aware of only one somewhat similar project carried out overseas.

I am convinced that research into alternative, or different, lifestyles is warranted -- the more so in view of current increasing concern over environmental and social consequences of conventional development and lifestyles.

There are various kinds of groups which are or have been referred to as alternative. They include communes, co-operatives and communities. They may be religious, secular, political, rural, urban. In the questionnaires the word **group** is used to include all kinds of collectivities. The aim of this study is to compare and contrast significant similarities and differences in as many **rural groups** as resources permit.

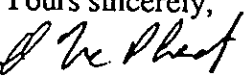
I have tried to keep the questionnaires as short as possible, without omitting questions which seem significant. Input from other researchers and alternative lifestyle participants has been used.

Given the diversity of interests, organization, and lifestyles evident in what has been called the alternative movement, it is difficult to do justice to them all in preset questionnaires. So if you consider something significant is missing, not to the point, irrelevant, or would like to add any comments on any of the questions please note down your thoughts in the space provided.

I would also like to talk to as many people as possible, and go into more depth on some of the questions and any other issues you think should be covered.

Help given to date by people from a variety of groups has been very much appreciated. Your continuing cooperation is essential if this method of enquiry is to be useful.

All information will be treated in confidence.

Yours sincerely,  
  
Dave McPheat

1) Of those who normally live in this household (excluding visitors), how many are:

WOMEN	women (18 and older)	5-6
MEN	men (18 and older)	2-4
CHILDREN	children (0-11 years)	9-10
YOUTHS	youths (12-17)	11-12

2) How many people in this household (excluding visitors and dependent children) are:

single males without children	13-14
single females without children	15-16
male lone parent/s	17-18
female lone parent/s	19-20
in a couple without children	21-22
in a couple with child/children	23-24
in other relationships	25-26

2.1) If in other relationships please indicate the kind of relationships which apply in the space provided on the back page, and refer to question 2.1.

OTHER REL CODE 0 27

3) What kind of dwelling is this? Please circle the appropriate number.

HOUSE	House	1
CARAVAN	Caravan	2
TENT	Tent	3
SHED	Shed	4
BUS	Bus	5
OTHER	Other	6

If other, please specify 0 29

OR DWELCODE

3.1) What size is this dwelling?

SMALL	Small	1
MEDIUM	Medium	2
LARGE	Large	3

3.2) How many rooms are there? 31-32

ROOM NO

4) Is there a telephone in this dwelling

TELEPHONE	Yes	1
TELEPHONE	No	2

5) What energy source/sources are used by members of this household for domestic purposes? Please place a tick in the appropriate box(es).

MAINS	mains power	34
WOOD	wood	35
WIND	wind	36
SOLAR	solar	37
HYDRO	hydro	38
GAS	gas	39
PETROL	petrol	40
DIESEL	diesel	41
OIL	oil	42
KERO	kerosene	43
CANDLE	candles	44
CARBAT	car charged batteries	45
OTHER EN	other	46

If other, please specify 47

ENCODE

6) Please indicate the type(s) of construction material used in this dwelling, if applicable.

MUDBRICK	mudbrick	48
STONE	stone	49
WOOD BUSH	wood (bush timber)	50
WOOD SAW	wood (saw mill)	51
GLASS	glass	52
TIN	tin	53
OTHER MAT	other	54

If other, please specify 000 55-57

MAT CODE

7) Is this dwelling part of a hamlet within the group (i.e. part of a cluster of dwellings intentionally located together)?

HAMLET	Yes	1
HAMLET	No	2

7.1) If Yes do the members of this hamlet have closer or more frequent social contact with each other than with other members of the group?

HAMLET	Yes	1
HAMLET	No	2

8) To what extent have household members experienced difficulties concerning local council building regulations relating to M.O. development?

DIF LOCAL	None	1
DIF LOCAL	A little	2
DIF LOCAL	Some	3
DIF LOCAL	A lot	4
DIF LOCAL	Extreme	5

9) To what extent have household members experienced difficulties concerning state government building regulations relating to M.O. development?

DIF STATE	None	1
DIF STATE	A little	2
DIF STATE	Some	3
DIF STATE	A lot	4
DIF STATE	Extreme	5

10) What is your present stage of building?

INTEND TO BUILD	Intend to build in the future	1
BUILDING	In the process of building a house	2
BUILT	Have built your own house	3
ADDITION	Making additions to house	4
NO BUILD	Do not intend to build	5

11) If you are building or have built your house, in what year did building commence?

YEAR STAR 63-64

12) If you have built your house, in what year was building completed?

YEAR FIN COMP 65-66

13) What is your estimate of the current market value of this dwelling and furniture, and all the improvements over which household members have control, or in which they have an interest? Please include the share cost and/or other group membership fees which would have to be paid by a buyer.

current market value \$ 67-72

MARKET V



If you have built, or are in the process of building your house –

14) What percentage of the value of the labour involved in building the dwelling and all improvements to date, has been provided by household or other group members (i.e. not outside hired help)?

LABOUR %	0% .....	1
	1-20% .....	2
	21-40% .....	3
	41-60% .....	4
	61-80% .....	5
	81-100% .....	6

14.1) What percentage of the value of the materials used has been obtained locally, or made by household or other group members (i.e. not bought on commercial markets)?

MATER %	0% .....	1
	1-20% .....	2
	21-40% .....	3
	41-60% .....	4
	61-80% .....	5
	81-100% .....	6

14.2) What percentage, if any, of the value of the following goods and services you use, is provided by yourself or other members of the group (i.e. not bought on commercial markets)?

FOOD DR	food and drink	%	3-5
CLOTHING	clothing (making and mending)	%	6-8
MAINT H	maintenance of housing and household equipment	%	9-11
MAINT BW	maintenance of energy and water supply	%	12-14
MAINT VEH	vehicle maintenance	%	15-17
HEALTH	health and personal care	%	18-20
RECREAT	recreation	%	21-23
EDUCAT	education (including child care)	%	24-26

15) Which of the appliances listed below are owned by members of this household?

Please tick all appropriate boxes.

HOT WATER	hot water system		109
FRIDGE	refrigerator		110
MICROWAVE	microwave oven		111
TOAST	toaster		112
WASH MACH	washing machine		113
IRON	clothes iron		114
DISHWASH	dish washer		115
VACUUM CL	vacuum cleaner		116
RADIO	radio		117
BW TV	black and white TV		118
COLOUR TV	colour TV		119
STEREO	stereo set		120
AUDIO REC	audio recorder		121
VIDEO REC	video cassette recorder		122
FM MIXER	food mixer		123
BLENDER	blender		124
FAN	fan		125
AIR COND	air conditioning		126
CB RADIO	CB radio		127
COMPUTER	personal computer		128
OTHER APP	other		129

If other, please specify 130-132

APPCODE

16) Visitors (from outside this group who do not normally live here), who have stayed here in the last 12 months.

VISIT

22-28 VIS VIS VIS STAY 1 Nearest town/city RES 1  
Age Sex Length of Stay to usual residence

Visitor No. 1	29-30	31	32-34	35-36	29-36
Visitor No. 2	37-38	39	40-42	43-44	37-44
Visitor No. 3	45-46	47	48-50	51-52	45-52
Visitor No. 4	53-54	55	56-58	59-60	53-60
Visitor No. 5	61-62	63	64-66	67-68	61-68
Visitor No. 6	69-70	71	72-74	75-76	69-76
Visitor No. 7	77-78	79	80-82	83-84	77-84
Visitor No. 8	85-86	87	88-90	91-92	85-92
Visitor No. 9	93-94	95	96-98	99-100	93-100
Visitor No. 10	101-102	103	104-106	107-108	101-108

## Request for Help

Attached are drafts of questionnaires which I hope to use in a survey of alternative (non-mainstream) groups, households, and their members.

My main research interest is to identify aspects of life style and living conditions which contribute to well-being, ill-being, satisfaction, dissatisfaction, happiness, unhappiness -- life quality.

There are three questionnaires:

1) a group questionnaire which I intend to personally fill in with the help of group members who are familiar with group activities (e.g., secretary).

2) a household questionnaire, mainly concerned with self-sufficiency, which I hope will be completed and returned by interested household members. (It is particularly difficult to come to grips with, and measure self-sufficiency, but its significance warrants the attempt.)

3) an individual questionnaire to be self-administered and returned by group members 12 years of age and over.

If there is adequate response to these, I will undertake a personally administered survey of people under 12 years of age.

Since you have extensive personal experience of group life, I would appreciate any suggestions, additions, subtractions or alterations to the questionnaires' content and format.

I am fairly confident that a reasonable coverage of a variety of groups via the group questionnaire is possible. So, suggestions aimed at obtaining relevant information with the group questionnaire might be particularly useful.

Since resources do not allow for personal administration of the household and individual questionnaires (in the numbers which I would like), it is essential that they are easily understood and completed without assistance. For these reasons I would like you to attempt to answer the questions, note difficulties encountered, and if possible, suggest improvements.

Any ideas on how to maximize coverage and response rates of the household and individual questionnaires would also be appreciated.

*Notes* 18/4  
I'd appreciate any comments - suggestions  
I'll give you a ring later in the week

*Daniel*  
D.M. PHEAT

# GROUP QUESTIONNAIRE

1

Group Name \_\_\_\_\_

1) Group Code \_\_\_\_\_

Secretary's/Contact's

Name \_\_\_\_\_

Address \_\_\_\_\_

Phone Number \_\_\_\_\_

2) Distance to nearest town \_\_\_\_\_ kilometres

3) What is the area of the property? \_\_\_\_\_ acres/  
hectares

4) Maximum number of shares allowed \_\_\_\_\_

5) Type of ownership \_\_\_\_\_

6) Percentage of land

privately owned	%	1
communally owned	%	2

7) Are house blocks privately or  
communally/commonly owned?

privately		1
communally		2

8) Share/membership cost

at start up	\$	1
now	\$	2

9) Who was responsible for the establishment of the  
group?

individual member?		1
group of intending members?		2
commercial developer?		3
other		4

If others specify

10) Year

group was formed		1
group purchased land		2
first member /members took up residence		3

11) Number of

shares purchased		1
existing members		2
absent members		3
visitors		4
individuals who have left the group since joining		5
shares purchased and subsequently sold		6
occupied dwellings		7

12) Of those living on the property now  
(excluding visitors), what number are:

women (19 and older)		1
men (19 and older)		2
children (0-11 years)		3
youths (12-18 years)		4

13) Which, if any, of the following apply to  
community cooperation in production?

communal work		1
rostered work		2
formal rules		3
levy in lieu of work		4
regular meetings		5
other		6

If other, specify

14) How is decision making normally carried out?

informal group discussion		1
formal meeting		2
consensus required		3
majority required		4
what size majority is needed?		5
deferral if strong dissent		6
individual power of veto		7
other		8

If other, specify

15) Frequency of group meetings

weekly		1
fortnightly		2
monthly		3
as the need arises		4

16) What issues are discussed at meetings

---



---



---



---

17) Are there any conditions to be met to qualify for group membership

Yes		1
No		2

18) If yes, what conditions must be met to qualify for membership (e.g., housing location)

---



---



---



---

19) Rules/values governing every day behaviour

---



---



---



---

20) In what activities, if any, do members share/cooperate among themselves?

---



---



---



---

21) In what activities, if any, does this group share/cooperate with other groups?

---



---



---



---

22) Are there any co-operatives (e.g., production)?

---



---



---



---

# HOUSEHOLD QUESTIONNAIRE

1

Group Code		1
Household Code		2
Family Number		3

1) If this household consists of more than one family unit, please indicate the number:

	1
--	---

2) Please indicate who the members of this household are, their ages, sex, country of birth, and relationship to person no. 1 (e.g., son, daughter, de facto, wife, husband, friend, aunt, uncle, etc.). (*Household members are those people who normally reside here.*)

Family No.	Age	Sex	Country of Birth	Relationship to Person No. 1	
Person No. 1					1
Person No. 2					2
Person No. 3					3
Person No. 4					4
Person No. 5					5

3) Visitors (*those that do not normally reside here*)

Visitor	Age	Sex	Normal place of residence	Country of Birth	
Visitor No. 1					1
Visitor No. 2					2
Visitor No. 3					3
Visitor No. 4					4

4) Please indicate the owner (either person number or household); make; type (e.g., sedan, utility); and year of each vehicle used regularly by members of this household:

Owner	Make	Type	Year	Current Value	
				\$	1
				\$	2
				\$	3
				\$	4

5) Please indicate the type(s) of construction material used in this dwelling?

6) What energy source/sources are used by this household for domestic purposes? Please place a tick in the appropriate box(es).

Mains power		1
Wood		2
Wind		3
Solar		4
Hydro		5
Gas		6
Petrol		7
Diesel		8
Oil		9
Other		10

If other, please specify

## HOUSEHOLD QUESTIONNAIRE

2

The following questions relate to the level of self-sufficiency of this household/group. You will get an idea of what is meant here by self-sufficiency as you attempt to answer the questions. In some cases it may be necessary to consult between household or other group members in order to estimate values. Two estimates are required:

- 1) the value of goods and services/labour purchased or supplied from mainstream markets and institutions; and
- 2) the value of goods and services/labour supplied from within the household and group.

7) What were the initial costs of labour and materials used to construct this dwelling (if known)? If any labour and materials were provided by the household/group please estimate what these would have cost if they had been bought or provided from outside markets.

	Purchased or Supplied from Mainstream	Provided by Household/Group	
labour	\$	\$	1
materials	\$	\$	2

8) What was the initial cost of labour and materials used to supply the household with energy?

	Purchased or Supplied from Mainstream	Provided by Household/Group	
labour	\$	\$	1
materials	\$	\$	2

9) What was the initial cost of labour and materials used to supply a source of water (e.g., pump, pipe, tanks)

	Purchased or Supplied from Mainstream	Provided by Household/Group	
labour	\$	\$	1
materials	\$	\$	2

10) What is your estimate of

the current market value of this dwelling?	\$	1
--	----	---

11) Household expenditures:

1. How much does the household spend monthly on goods and services/labour purchased or supplied from mainstream markets and institutions

2. What is the estimated value of goods and services/labour supplied monthly from within the household and group, i.e., what would it cost if these goods and services had to be bought on outside markets?

In some cases it might be easier to calculate values on a weekly or yearly etc. basis then work out the monthly figure.

	Purchased or Supplied from Mainstream/month	Provided by Household/Group/month	
Food	\$	\$	1
Clothing	\$	\$	2
Housing maintenance/repairs	\$	\$	3
Water supply (maintenance/repairs)	\$	\$	4
Energy supply (maintenance/repairs)	\$	\$	5
Furniture, fittings and appliances	\$	\$	6
Vehicle maintenance and repair	\$	\$	7
Tobacco and alcohol	\$	\$	8
Health and personal care	\$	\$	9
Recreation	\$	\$	10
Education (including child care)	\$	\$	11

12) How often do you share the goods and services listed below with other households in the group?  
Place ticks in the appropriate column (never, rarely, occasionally, frequently)

	Never	Rarely	Occasionally	Frequently	
Transport					1
Laundry facilities					2
Household appliances (e.g., video, television)					3
Cooking facilities					4
Growing or raising food					5
Preserving food					6
Processing food					7
Producing goods					8
Building and construction					9
Maintenance					10
Childminding					11
Medicine					12
Therapy					13
Teaching					14
Other					15

If other, please specify

---



---



---

# INDIVIDUAL QUESTIONNAIRE

Group code	
Household code	

1) Please indicate your

age		1
sex		2
country of birth		3

2) What is your marital status?

married/de facto		1
divorced		2
single		3

3) How long have you been a member of this group?

less than 12 months		1
1-2 years		2
3-5 years		3
6-10 years		4
more than 10 years		5

If over 10 years, specify

4) If you have been a member of any other groups, please indicate the number of groups and the time spent in each.

Group 1	years	months	1
Group 2	years	months	2
Group 3	years	months	3

5) What was the town/city and state (and country if outside of Australia) of residence prior to joining this or any other group?

Town/City		1
State		2
Country		3

6) Why did you join this group?


7) Do you have any plans to leave this group?

Yes		1
No		2

If yes, please indicate the reason(s) below.


8) Do you think you will stay here for the rest of your life?

Yes		1
No		2

9) If no, how long do you think you will stay?

Years		1
-------	--	---

10) What is the highest level of education you finished and received credit for?

no formal schooling		1
primary school		2
secondary school		3
tech college		4
CAE		5
university		6
other		7

If other, specify

11) Are you presently enrolled in any course of study?

Yes		1
No		2

12) If yes, please indicate

school		1
tech college		2
CAE		3
university		4
other		5

If other, specify

13) Of what denomination are you a member or adherent now?

None		1
Anglican		2
Congregational		3
Presbyterian		4
Roman Catholic		5
Uniting		6
Pentecostal		7
Buddhism		8
Islam		9
Hinduism		10
Hari Krishna		11
Other		13

If other, please specify

14) Have you ever been aware of a presence or a power which is different from your everyday self?

Yes		1
No		2



Following are some questions relating to cash/money income you received in the latest tax year from all sources. Do not include any income received by other household members or the value of any goods and services produced for your own consumption.

15) How much income did you receive last year from the following sources:

Source of payment	Amount Received	
sale of farm/primary produce	\$	1
sale of manufactured good including arts/crafts	\$	2
unskilled labour	\$	3
skilled labour	\$	4
clerical work	\$	5
professional work	\$	6
unemployment payments	\$	7
retirement pension	\$	8
other government pension (e.g., supporting mothers, AUSStudy, Invalid, Repatriation NOT age or dole)	\$	9
Other(e.g., rent, interest)	\$	10

16) If currently unemployed, how many weeks have you been unemployed?

	1
--	---

17) Are you currently receiving unemployment payments?

Yes		1
No		2

18) Are you currently registered as unemployed?

Yes		1
No		2

19) Are you currently looking for work?

Yes		1
No		2

20) If unemployed, what was your previous employment (if any)

unskilled		1
skilled		2
clerical		3
professional		4
other		5

If other, specify

---

21) If you are currently employed, is this work

Full time		1
Part time		2

22) Do you undertake unpaid (e.g., volunteer) work for others?

Yes		1
No		2

If yes, please specify what type

---



---



---

23) Do you own the dwelling you live in?

Yes		1
No		2

24) Do you think or feel that house sites should be privately or communally/commonly owned?

private		1
communally		2

25) Is there one person who stands out as a leader in the group decision-making?

Yes		1
No		2

26) Are there some individuals who stand out as leaders in group decision-making?

Yes		1
No		2

27) To what extent do you participate and influence group decisions which affect the way you live?

Not at all		1
Seldom		2
Occasionally		3
Frequently		4
Always		5

28) How much influence do you have in decision-making which affects your life at the following levels (household, group, local council, state, and national levels)? Please tick the appropriate box.

household decisions

None	A little	Some	A Lot
			1

group decisions

None	A little	Some	A Lot
			2

local council decisions

None	A little	Some	A Lot
			3

state decisions

None	A little	Some	A Lot	
<input type="text"/>	<input type="text"/>	<input type="text"/>	<input type="text"/>	4

national decisions

None	A little	Some	A Lot	
<input type="text"/>	<input type="text"/>	<input type="text"/>	<input type="text"/>	5

29) Regarding group rules, do you feel that there are

Too many?	<input type="text"/>	1
Too few?	<input type="text"/>	2
The right number?	<input type="text"/>	3

Please briefly explain why

30) Do you think or feel that the group to which you belong is

Too big?	<input type="text"/>	1
Too small?	<input type="text"/>	2
Just right?	<input type="text"/>	3

31) Thinking of all your relatives, not just those who live near you, do you have any dependable relatives that you see regularly, that you could call on in a crisis? (If you're in real trouble.)

Yes	<input type="text"/>	1
No	<input type="text"/>	2

32) How many relatives do you have like that? (That you can call on if you're in trouble?)

within the group	<input type="text"/>	1
outside the group	<input type="text"/>	2

33) Thinking of all your friends, not just those who live near you, do you have any dependable friends that you see regularly, that you could call on in a crisis? (If you're in real trouble.)

Yes	<input type="text"/>	1
No	<input type="text"/>	2

34) How many friends do you have like that? (That you can call on if you're in trouble?)

within the group	<input type="text"/>	1
outside the group	<input type="text"/>	2

35) Below are five statements with which you may agree or disagree. Using the 1 to 7 scale below, indicate your agreement with each item by placing the appropriate number in the box provided after each statement. Please be open and honest in your responding.,

- 1 = Strongly disagree
- 2 = Disagree
- 3 = Slightly disagree
- 4 = Neither agree nor disagree
- 5 = Slightly agree
- 6 = Agree
- 7 = Strongly agree

1) In most ways my life is close to my ideal

2) The conditions of my life are excellent.

3) I am satisfied with my life.

4) So far I have got the important things I want in life.

5) If I could live my life over again, I would change almost nothing.

36) In general, how happy or unhappy do you usually feel?

Please place a tick in the one box next to the statement that best describes your average happiness.

1) Extremely happy (feeling ecstatic, joyous, fantastic!)

2) Very happy (feeling really good, elated!)

3) Pretty happy (spirits high, feeling good)

4) Mildly happy (feeling fairly good and somewhat cheerful)

5) Slightly happy (just a bit above neutral)

6) Neutral (not particularly happy or unhappy)

7) Slightly unhappy (just a bit below neutral)

8) Mildly unhappy (just a little low)

9) Pretty unhappy (somewhat "blue", spirits down)

10) Very unhappy (depressed, spirits very low)

11) Extremely unhappy (utterly depressed, completely down)

37) Consider your emotions a moment further. On the average, what percent of the time do you feel happy? What percent of the time do you feel unhappy? What percent of the time do you feel neutral (neither happy nor unhappy?) Please give your best estimates, as well as you can. Make sure the three figures add up to equal 100%.

ON THE AVERAGE:

The percent of time I feel happy .....

The percent of time I feel unhappy .....

The percent of time I feel neutral .....

TOTAL..... 100%

38) How often do you share the following goods or services within the household? Place ticks in the appropriate column (never, rarely, occasionally, frequently)

4

	Never	Rarely	Occasionally	Frequently	
Transport					1
Laundry facilities					2
Household appliances (e.g., video, television)					3
Cooking facilities					4
Growing or raising food					5
Preserving food					6
Processing food					7
Producing goods					8
Building and construction					9
Maintenance					10
Childminding					11
Medicine					12
Therapy					13
Teaching					14
Other					15

If other, please specify

---



---



---

39) What kind of non-income earning/leisure/social activities do you undertake?

---



---



---

40) What changes, in your opinion, would improve life in general, and/or within the group?

---



---



---

41) Additional comments-suggestions

---



---



---

Copy of NS Corcoran articles  
on 5-10-88.

Bodhi Farm,  
The Channon,  
2480,

20-11-88

Dear David,

Thank you for your letter and undertaking.

I enclose herewith completed survey forms. Another member of the Farm and myself coordinated the distribution. 13 of the 14 households are included, with the occupier of the 14th being absent. We have not "checked" these forms so cannot vouch for their completion etc.

There was a deal of discussion about the survey form, mostly to do with its perceived inadequacies. I repeatedly encouraged the member to convey this to you on the form, and I understand that a number have done so. The general response has been that even if the form is fully completed and it is assumed that such response would be reliable over time, that the data did not give an anywhere near complete and accurate picture of "their circumstances and lifestyle".

Personally I found the form dissapointing, especially after the time and effort we had put into the earlier drafts. I note that some of the material in your earlier drafts, as been dropped altogether. I consider this a pity.

The reliability of the data on well being is in my view questionable. Everyone commented on the fact that this depended on which day the form was completed. Some who completed the form over two or more days, changed there "score" on rereading! It seems to me self evident that if these questions were rerun with the same people after say six months that there would be no statistical significance in the replies. I fail to see what reliable conclusions one could draw from such data. The fact that some other researcher may have developed the scale and method which you have adopted, only reflect in my view, on the quality of the original research work!

It seems to me a good practice in designing a survey form, to include by way of a preamble to each section of questions, why the questions are being asked and what is the range of data sought. This is helpful to the interviewee. I have in mind the survey run by Liz Summerlad (ANU). She did not include such information, and went on to draw conclusions from data which was unwittingly incomplete, and hence inaccurate!

If you find that the responses to your form reflect a general inadequacy in the survey questions, I would strongly urge that you consider running a supplementary survey and/or seek the data by adopting a different method eg participant observation. In my view it is a very questionable practice to attempt to "squeeze" to many "conclusions" out of scanty and unreliable data!

I trust that you will appreciate that these comments are offered in the spirit of "constructive criticism".

Best wishes and kind regards,

Bodhi Farm,  
The Channon,  
2480,

Dear David,

Thank you for your letter and undertaking.

Another member of the

Department of Sociology  
University of New England  
Armidale, NSW 2351  
9/12/88

Dear Peter,

I appreciate your continuing interest and agree to the conditions set out in your letter of 30/11/88.

You will no doubt be aware that I am unable to guarantee any useful results. However to rationally carry out the research one must assume that useful or relevant findings are at least remotely possible.

Data from questionnaires collected to date have been coded where necessary, and are now being put into the computer. Over the next few months I hope to become familiar enough with methods and statistics to discover any patterns or relationships which might be of interest. You may have some ideas on correlations which should be tested for, or statistics you are particularly interested in.

To date there are 15 group, 140+ household, and 250+ individual questionnaires providing data. Excluding the one large group in the group sample, where my physical stamina was not equal to the task of properly delivering and collecting the questionnaires, the individual response rate is about 80%.

Given the low sensitivity of the satisfaction/happiness etc. measures, a larger sample size e.g. 500 is probably in order. Depending on the results of initial analysis I may try for a larger sample.

It is dissappointing that I did not do a better job on the large groups. Another large group in your area is not included at the group level due to lack of interest and understandable misgivings about anonymity. A small sample from this group is included in the above household and individual figures. Because of this and the non participation of several other small groups, most of whose members I did not approach personally, I cannot claim to have a representative sample of the area. This is impossible in any case unless you know of all the groups in the area and take a random sample.

However for groups with high response rates, there is at least a fighting chance of finding statistically significant relationships within and between groups and households.

Inclusion of items and instruments (e.g. on satisfaction/happiness) used in surveys done in Victoria by Bruce Headey may also allow useful comparisons with a mainstream sample.

I will certainly let you know if anything that might be of interest comes out of subsequent data analysis.

Yours Sincerely,



David McPheat

Bodhi Farm,  
The Channon,  
2480

30.11.88

Dear Dave,

*McP. Keat*

Due to the preparation for our AGM and the AGM itself I was not able until recently, to put forward the proposal to run your survey. The Farm has agreed to run the survey on the following conditions:-

1. That all data be and remain confidential in your thesis, and any subsequent publications. That no use be made of the name "Bodhi Farm" in the thesis or any subsequent publications.
2. That the use of the data be not transerrable to any other scholar etc without our written permission.

(I am aware that the above requests conform with your stated position. It is the wish of the members to have this reaffirmed.)

3. That if possible you supply us with a computer (or manual) printout of the data for our Farm eg av., min, max. where appropriate, and where you are comparing the data with say national averages, that these figures be indicated so that we may glean where we stand in this regard.
4. The supply of a copy of the Table of Contents of your thesis when available together with a copy of any Summary or Conclusions which at your discretion, you consider may provide useful feedback to our members.

On receipt of your affirmation of the above, we will proceed with the survey, and in due course I shall forward these to you.

I trust the Survey is proceeding to your satisfaction.

Kind Regards,

Household

		211 > 11					
5	<u>Sushana</u>	2	1	1-1	Bell	2.1	✓
141	Bell			1-2		2.2	✓
43	Amie	1		1-3		2.3	✓
1	Hutch		2	2-1	Bell	3.1	✓
15	Kath	2	3	3-1	Bell	4.1	✓
5	Michael	41	4	4-1	Bell	5.1	✓
	<del>Hudita</del>						
15	Greta	1	5	5-1	Bell	6.1	✓
72	Kari			5-2	H	6.2	✓
5	Danwick (Crown)	5	6.1	A	6 house	7.1	✓
5	Sta	3	7	7-1	Peter	8.1	✓
1	Wingent		8	8-1	4	9.1	✓
1	Christa		9	9.1	11	10.1	✓
12	Denise & <del>Anna</del>		10	10.1	11	11.1	✓
	Curra			10.2	11	11.2	✓
1	Peter		11	11.1	11	12.1	✓
5	Rev.		12	12.1	11	13.1	✓
	<del>Radha</del>		13	13.1			-
5	Hudita	2	13	13.1	11	14.1	✓
5	Radha		14	14.1	11	8 house 9 end	-

Wed week.



SAMPLE A.

There is one only if there for the form

GROUP QUESTIONNAIRE

Group name	
Group number	

Department of Sociology  
University of New England  
Armidale, N.S.W. 2351

This survey of alternative groups is to be used as part of a Ph.D thesis in Sociology dealing with the topics; quality of life and the alternative movement. The work is being undertaken at the University of New England, Armidale. To my knowledge there has been no other research in Australia combining the two topics mentioned above. I am aware of only one somewhat similar project carried out overseas.

I am convinced that research into alternative, or different, lifestyles is warranted -- the more so in view of current increasing concern over environmental and social consequences of conventional development and lifestyles.

There are various kinds of groups which are or have been referred to as alternative. They include communes, co-operatives and communities. They may be religious, secular, political, rural, urban. In the questionnaires the word **group** is used to include all kinds of collectivities. The aim of this study is to compare and contrast significant similarities and differences in as many **rural groups** as resources permit.

I have tried to keep the questionnaires as short as possible, without omitting questions which seem significant. Input from other researchers and alternative lifestyle participants has been used.

Given the diversity of interests, organization, and lifestyles evident in what has been called the alternative movement, it is difficult to do justice to them all in preset questionnaires. So if you consider something significant is missing, not to the point, irrelevant, or would like to add any comments on any of the questions please note down your thoughts in the space provided.

I would also like to talk to as many people as possible, and go into more depth on some of the questions and any other issues you think should be covered.

Help given to date by people from a variety of groups has been very much appreciated. Your continuing cooperation is essential if this method of enquiry is to be useful.

All information will be treated in confidence.

Yours sincerely,

*Dave McPheat*

Dave McPheat

This image shows a single sheet of white paper with horizontal ruling lines. The lines are evenly spaced and run across the width of the page. There are no margins, text, or other markings on the paper.

## 1) Secretary's/Contact's

Name PLHAddress Bodhi

Post code \_\_\_\_\_

Phone Number \_\_\_\_\_

## 2) Who was responsible for the establishment of the group? Please tick in all boxes which apply.

individual member	
group of intending members	<input checked="" type="checkbox"/>
commercial developer	
private entrepreneur	
planning consultant	
other	

If other, please specify \_\_\_\_\_

## 3) Year (write information in the boxes)

group was formed	1976
group purchased land	1976
first member/members took up residence	1976

## 4) Number of

shares held by members	6
existing members	30
resident shareholders	4
resident members	17
visitors	2
individuals who have left the group since joining	23
individuals who have left the group in the last 6 months	0
individuals who have left the group in the last 12 months	24
shares purchased and subsequently sold	NA
shares resold in the last 12 months	NA
occupied dwellings (households)	14
families	NA

## 5) Of those who normally live on the property (excluding visitors), what number are:

women (18 and older)	10
men (18 and older)	7
children (0-11 years)	13
youths (12-17 years)	2

## 5.1) Of the above how many are:

single adults without children	4
single adults with child/children	2
in couples without child	0
in couples with child/children	1
in other living arrangements	9

5.2) If in other living arrangements, please describe them in the space provided for comments, and refer to question 5.2.

## 6) Distance to nearest shopping town/village where you can buy necessities?

6 kilometres  
\_\_\_\_\_ miles

## 7) Distance to town where group members do most of their shopping?

20 kilometres  
\_\_\_\_\_ miles

## 8) Do you have a plan for maximum number of members? Please circle the appropriate number.

Yes ..... 1  
No ..... 2

## 8.1) If yes, how many? \_\_\_\_\_

## 8.2) What, if any, rules were/are involved in determining this limit?

council regulations	
group environmental policies	
group social policies	<input checked="" type="checkbox"/>
other	

If other, please specify \_\_\_\_\_

## 9) Type of property ownership (e.g. co-operative, company, trust, etc.)

Co-op acting as trustee for VAs

## 10) What kind of ownership applies to house and house block?

privately owned by individuals	
communally owned	<input checked="" type="checkbox"/>
one person owns all the land	<input checked="" type="checkbox"/>
other	

If other, please specify Land held in trustby 2 individuals

## 11) Are members free to sell their house and land at the going market price to any buyer?

Yes ..... 1  
No ..... 2

## 11.1) If no, what restrictions must be met?

buyer to be approved by group	<input checked="" type="checkbox"/>
sale price to be approved by group	<input checked="" type="checkbox"/>
other	

If other, please specify \_\_\_\_\_

## 12) What is the area of the property?

60 ha  
\_\_\_\_\_ acres

## 13) Percentage of land

for exclusive private use	3 %
set aside for conservation	24 %
communal use (other than conservation)	10 %
suitable for crops	3 %
suitable for grazing	2 %
conservation land suitable, if cleared, for crops or grazing	0 %
other	%

If other, please specify \_\_\_\_\_

## 14) Does the group have a specific property development plan?

Yes ..... 1  
No ..... 2

## 15) Is there a policy for the siting of houses?

Yes ..... 1  
No ..... 2

## 15.1) If yes, which, if any, of the following apply to the siting of houses?

council regulations	
group hamlet plan	
restricted areas due to landscape constraints	✓
bush fire policy	
distance from creeks (in regard to effluent disposal)	
access to roads	
minimum distance between neighbours	
other	

If other, please specify \_\_\_\_\_

## 16) Share cost

at start up	\$
now	\$ NA

## 16.1) Other fees to be paid to join the group

at start up	\$ 2000
now	\$ 3500

## 17) Annual membership levies ..... \$ 750

## 18) In the last financial year, did the group have any annual income other than the membership levy?

Yes ..... 1  
No ..... 2

## 18.1) If yes, how much income (administered at the group level) did the group earn last year from the commercial production of any of the following:

orchards	\$
vegetables	\$
dairy	\$
beef	\$
monoculture cropping	\$
animal breeding	\$
cut flowers	\$
tree production	\$
arts and crafts	\$
rent from accommodation	\$
rent from equipment hire	\$
agistment	\$
other sources	\$

If other, please specify \_\_\_\_\_

## 18.2) How many members take part in the above production

## 19) Which, if any, of the following group facilities are provided?

communal building	✓
machinery shed	✓
workshop (mechanical, woodwork etc.)	✓
tractor	
tools (lawn mower, chain saw, etc.)	✓
some water supply (dams, pumps, etc.)	
all water supply	✓
some energy supply	
all energy supply	✓
laundry facilities	
group shopping (bulk buying)	✓
kitchen	✓
vegetable garden	✓
orchard	✓
dairy	
livestock	
sport facilities	✓
car pool	✓
shop	
school bus	✓
school	
pre-school	
telephone	✓
visitor accommodation	✓
financial assistance to disadvantaged members	
other	

If other, please specify \_\_\_\_\_

## 20) Annual group expenditure

council rates	\$ 646
communal roads	\$ 3000
weed control	\$
maintenance of group facilities and equipment	\$ 7000
other	\$

If other, please specify \_\_\_\_\_

## 21) How are decisions normally reached? Please tick all appropriate boxes.

informal group discussion	<input checked="" type="checkbox"/>
formal meeting	<input checked="" type="checkbox"/>
consensus required	<input checked="" type="checkbox"/>
majority required	<input type="checkbox"/>
deferral if strong dissent	<input checked="" type="checkbox"/>
individual power of veto	<input checked="" type="checkbox"/>
other	<input type="checkbox"/>

If other, please specify \_\_\_\_\_

## 21.1) If majority is required, what % is needed \_\_\_\_\_ %

## 22) Number each of the following in order of their significance in group discussion.

1=very significant 2=significant 3=not significant

administrative issues	1
financial matters	1
communal facilities	1
communal work	2
roads	1
road levy	NA
building approvals	1
local council regulations	1
state regulations	1
development plans	1
tractor maintenance	NA
machinery maintenance	NA
weeds	-
water supply	1
energy supply	1
environmental issues	1
reafforestation	2
pets	1
recreation	2
conflict resolution/arbitration	1
interpersonal dynamics within group	1
ethical issues (e.g., rules)	1
other	

If other, please specify \_\_\_\_\_

## 23) Frequency of group meetings

weekly	
fortnightly	
monthly	1
as the need arises	1

23.1) If group meetings are held "as the need arises", indicate their approximate frequency per year /

10

23.2) On average, how many members usually attend the group meetings? ..... 10-15

24) To what extent have members of the group experienced difficulties concerning M.O. development and local council regulations during the last year? Please circle one number only.

- No difficulty ..... 1  
 A little difficulty ..... 2  
 Some difficulty ..... 3  
 A lot of difficulty ..... 4  
 Extreme difficulty ..... 5

24.1) To what extent have members of the group experienced difficulties concerning M.O. development and state govt. regulations during the last year? Please circle one number only.

- No difficulty ..... 1  
 A little difficulty ..... 2  
 Some difficulty ..... 3  
 A lot of difficulty ..... 4  
 Extreme difficulty ..... 5

24.2) In what areas were these difficulties experienced (e.g., roads, building, etc.)?

25) What, if any, of the following conditions must be met to qualify for group membership?

financial requirements	<input type="checkbox"/>
trial period	<input checked="" type="checkbox"/>
group approval for sale of share	<input type="checkbox"/>
approval at general meeting	<input checked="" type="checkbox"/>
apparent ability to fit in	<input checked="" type="checkbox"/>
adherent of a particular sect	<input type="checkbox"/>
vegetarianism	<input checked="" type="checkbox"/>
no conditions to be met	<input type="checkbox"/>
other	<input type="checkbox"/>

If other, please specify \_\_\_\_\_

26) Which, if any, of the following rules/values apply to every day behaviour?

no speeding	<input checked="" type="checkbox"/>
ecological/environmental concern	<input checked="" type="checkbox"/>
limits on herbicide use	<input checked="" type="checkbox"/>
limits on pesticide use	<input checked="" type="checkbox"/>
limits on chemical fertilizer use	<input checked="" type="checkbox"/>
no pets	<input checked="" type="checkbox"/>
all cats and dogs desexed	<input type="checkbox"/>
no discharging of firearms	<input checked="" type="checkbox"/>
no loud noise at night	<input checked="" type="checkbox"/>
non-abusive behaviour	<input checked="" type="checkbox"/>
non-violent behaviour	<input checked="" type="checkbox"/>
co-operation with others	<input checked="" type="checkbox"/>
no hard drugs	<input checked="" type="checkbox"/>
other	<input type="checkbox"/>

If other, please specify \_\_\_\_\_

27) How difficult is it to maintain rules?

- No difficulty ..... 1  
 A little difficulty ..... 2  
 Some difficulty ..... 3  
 A lot of difficulty ..... 4  
 Extreme difficulty ..... 5

28) Has there been any legal action between members of the group during the last 6 months?

- Yes ..... 1  
 No ..... 2

28.1) If yes, indicate the number of cases? .....

29) Has there been any legal action between members of the group during the last 12 months?

- Yes ..... 1  
 No ..... 2

29.1) If yes, indicate the number of cases? .....

30) Has there been any legal action between members of the group since formation?

- Yes ..... 1  
 No ..... 2

30.1) If yes, indicate the number of cases? .....

31) Has there been any legal action between members of the group and the local council during the last 6 months?

- Yes ..... 1  
 No ..... 2

31.1) If yes, indicate the number of cases? .....

32) Has there been any legal action between members of the group and the local council during the last 12 months?

- Yes ..... 1  
 No ..... 2

32.1) If yes, indicate the number of cases? .....

33) Has there been any legal action between members of the group and the local council since formation?

- Yes ..... 1  
 No ..... 2

33.1) If yes, indicate the number of cases? ..... 2

34) Has there been any legal action between members of the group and the state government during the last 6 months?

- Yes ..... 1  
 No ..... 2

34.1) If yes, indicate the number of cases? .....

35) Has there been any legal action between members of the group and the state government during the last 12 months?

- Yes ..... 1  
 No ..... 2

35.1) If yes, indicate the number of cases? .....

36) Has there been any legal action between members of the group and the state government since formation?

- Yes ..... 1  
 No ..... 2

36.1) If yes, indicate the number of cases? .....

37) How often do members participate as a group in the following?

1=often 2=sometimes 3=not at all

eating together	2
video nights, music, parties	2
dances	2
sports	2
childminding	2
education	1
health care and promotion	1
tree planting	2
meditation	2
religious/spiritual meetings	2
work days	2
compulsory work days or money in lieu	3
road works	2
weed control	2
building	2
vehicle/equipment maintenance	2
social action	2
political issues or action	2
environmental action	2
other	

If other, please specify .....

38) Which, if any, of the following activities do members of this group share in or cooperate with other groups?

none	
education	✓
road works	✓
weed control	✓
intercommunity work days	✓
environmental action	✓
political issues or action	✓
other	

If other, please specify .....

This image shows a single sheet of white paper with horizontal blue or grey ruling lines. The lines are evenly spaced and run across the width of the page. There are no margins, text, or other markings on the paper.

If you have additional comments on any of the questions, write them in the space below along with the question number you are referring to. You may also have some comments on issues not covered but which you think are important.

This image shows a single sheet of white paper with horizontal blue or grey ruling lines, typical of notebook paper. The lines are evenly spaced and run across the width of the page. There is no handwriting or other markings on the paper.



If you have built, or are in the process of building your house –

14) What percentage of the value of the labour involved in building the dwelling and all improvements to date, has been provided by household or other group members (i.e. not outside hired help)?

- 0% ..... 1  
 1-20% ..... 2  
 21-40% ..... 3  
 41-60% ..... 4  
 61-80% ..... 5  
 81-100% ..... 6

14.1) What percentage of the value of the materials used has been obtained locally, or made by household or other group members (i.e. not bought on commercial markets)?

- 0% ..... 1  
 1-20% ..... 2  
 21-40% ..... 3  
 41-60% ..... 4  
 61-80% ..... 5  
 81-100% ..... 6

14.2) What percentage, if any, of the value of the following goods and services you use, is provided by yourself or other members of the group (i.e. not bought on commercial markets)?

food and drink	%
clothing (making and mending)	%
maintenance of housing and household equipment	%
maintenance of energy and water supply	%
vehicle maintenance	%
health and personal care	%
recreation	%
education (including child care)	%

15) Which of the appliances listed below are owned by members of this household?

Please tick all appropriate boxes.

hot water system	
refrigerator	
microwave oven	
toaster	
washing machine	
clothes iron	
dish washer	
vacuum cleaner	
radio	
black and white TV	
colour TV	
stereo set	
audio recorder	
video cassette recorder	
food mixer	
blender	
fan	
air conditioning	
CB radio	
personal computer	
other	

If other, please specify \_\_\_\_\_

16) Visitors (from outside this group who do not normally live here) who have stayed here in the last 12 months.

	Age	Sex	Length of Stay	Nearest town/city to usual residence
Visitor No. 1				
Visitor No. 2				
Visitor No. 3				
Visitor No. 4				
Visitor No. 5				
Visitor No. 6				
Visitor No. 7				
Visitor No. 8				
Visitor No. 9				
Visitor No. 10				

1) Of those who normally live in this household (excluding visitors), how many are:

women (18 and older)	
men (18 and older)	
children (0-11 years)	
youths (12-17)	

2) How many people in this household (excluding visitors and dependent children) are:

single males without children	
single females without children	
male lone parent/s	
female lone parent/s	
in a couple without children	
in a couple with child/children	
in other relationships	

2.1) If in other relationships please indicate the kind of relationships which apply in the space provided on the back page, and refer to question 2.1.

3) What kind of dwelling is this? Please circle the appropriate number.

- House ..... 1
- Caravan ..... 2
- Tent ..... 3
- Shed ..... 4
- Bus ..... 5
- Other ..... 6

If other, please specify \_\_\_\_\_

3.1) What size is this dwelling?

- Small ..... 1
- Medium ..... 2
- Large ..... 3

3.2) How many rooms are there?.....

4) Is there a telephone in this dwelling

- Yes ..... 1
- No ..... 2

5) What energy source/sources are used by members of this household for domestic purposes? Please place a tick in the appropriate box(es).

mains power	
wood	
wind	
solar	
hydro	
gas	
petrol	
diesel	
oil	
kerosene	
candles	
car charged batteries	
other	

If other, please specify \_\_\_\_\_

6) Please indicate the type(s) of construction material used in this dwelling, if applicable.

mudbrick	
stone	
wood (bush timber)	
wood (saw mill)	
glass	
tin	
other	

If other, please specify \_\_\_\_\_

7) Is this dwelling part of a hamlet within the group (i.e. part of a cluster of dwellings intentionally located together)?

- Yes ..... 1
- No ..... 2

7.1) If Yes do the members of this hamlet have closer or more frequent social contact with each other than with other members of the group?

- Yes ..... 1
- No ..... 2

8) To what extent have household members experienced difficulties concerning local council building regulations relating to M.O. development?

- None ..... 1
- A little ..... 2
- Some ..... 3
- A lot ..... 4
- Extreme ..... 5

9) To what extent have household members experienced difficulties concerning state government building regulations relating to M.O. development?

- None ..... 1
- A little ..... 2
- Some ..... 3
- A lot ..... 4
- Extreme ..... 5

10) What is your present stage of building?

- Intend to build in the future ..... 1
- In the process of building a house ..... 2
- Have built your own house ..... 3
- Making additions to house ..... 4
- Do not intend to build ..... 5

11) If you are building or have built your house, in what year did building commence?

\_\_\_\_\_

12) If you have built your house, in what year was building completed?

\_\_\_\_\_

13) What is your estimate of the current market value of this dwelling and furniture, and all the improvements over which household members have control, or in which they have an interest? Please include the share cost and/or other group membership fees which would have to be paid by a buyer.

current market value	\$
----------------------	----

SAMPLE B.

HOUSEHOLD QUESTIONNAIRE

there is one only, of these for each household (an expanded house = 1 household)

Group No.	21
Household No.	1

No details kept  
re there

Department of Sociology  
University of New England  
Armidale, N.S.W. 2351

This survey of alternative groups is to be used as part of a Ph.D thesis in Sociology dealing with the topics; quality of life and the alternative movement. The work is being undertaken at the University of New England, Armidale. To my knowledge there has been no other research in Australia combining the two topics mentioned above. I am aware of only one somewhat similar project carried out overseas.

I am convinced that research into alternative, or different, lifestyles is warranted -- the more so in view of current increasing concern over environmental and social consequences of conventional development and lifestyles.

There are various kinds of groups which are or have been referred to as alternative. They include communes, co-operatives and communities. They may be religious, secular, political, rural, urban. In the questionnaires the word **group** is used to include all kinds of collectivities. The aim of this study is to compare and contrast significant similarities and differences in as many **rural groups** as resources permit.

I have tried to keep the questionnaires as short as possible, without omitting questions which seem significant. Input from other researchers and alternative lifestyle participants has been used.

Given the diversity of interests, organization, and lifestyles evident in what has been called the alternative movement, it is difficult to do justice to them all in preset questionnaires. So if you consider something significant is missing, not to the point, irrelevant, or would like to add any comments on any of the questions please note down your thoughts in the space provided.

I would also like to talk to as many people as possible, and go into more depth on some of the questions and any other issues you think should be covered.

Help given to date by people from a variety of groups has been very much appreciated. Your continuing cooperation is essential if this method of enquiry is to be useful.

All information will be treated in confidence.

Yours sincerely,

*D McPheat*

Dave McPheat

SAMPLE C.

There is one only of these for each individual

INDIVIDUAL QUESTIONNAIRE

No details kept  
re this

Group No.	
Household No.	
Person No.	

Department of Sociology  
University of New England  
Armidale, N.S.W. 2351

This survey of alternative groups is to be used as part of a Ph.D thesis in Sociology dealing with the topics; quality of life and the alternative movement. The work is being undertaken at the University of New England, Armidale. To my knowledge there has been no other research in Australia combining the two topics mentioned above. I am aware of only one somewhat similar project carried out overseas.

I am convinced that research into alternative, or different, lifestyles is warranted -- the more so in view of current increasing concern over environmental and social consequences of conventional development and lifestyles.

There are various kinds of groups which are or have been referred to as alternative. They include communes, co-operatives and communities. They may be religious, secular, political, rural, urban. In the questionnaires the word group is used to include all kinds of collectivities. The aim of this study is to compare and contrast significant similarities and differences in as many rural groups as resources permit.

I have tried to keep the questionnaires as short as possible, without omitting questions which seem significant. Input from other researchers and alternative lifestyle participants has been used.

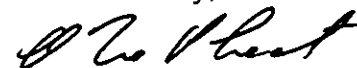
Given the diversity of interests, organization, and lifestyles evident in what has been called the alternative movement, it is difficult to do justice to them all in preset questionnaires. So if you consider something significant is missing, not to the point, irrelevant, or would like to add any comments on any of the questions please note down your thoughts in the space provided.

I would also like to talk to as many people as possible, and go into more depth on some of the questions and any other issues you think should be covered.

Help given to date by people from a variety of groups has been very much appreciated. Your continuing cooperation is essential if this method of enquiry is to be useful.

All information will be treated in confidence.

Yours sincerely,

  
Dave McPheat

12) Please indicate how often you attend religious or spiritual meetings held for members of this group?

- More than once a week ..... 1  
 About once a week ..... 2  
 Most weeks, but not every week ..... 3  
 Several times a year ..... 4  
 Rarely or never ..... 5

13) How significant are religious/spiritual matters in your life?

- Of great significance ..... 1  
 Of some significance ..... 2  
 Of little significance ..... 3  
 Of no significance ..... 4

14) Are you unemployed now?

- Yes ..... 1  
 No ..... 2

14.1) If unemployed now, what was your previous employment?

- Unskilled labour ..... 1  
 Semi-skilled labour ..... 2  
 Skilled labour ..... 3  
 Clerical work ..... 4  
 Professional work ..... 5  
 Other ..... 6

If other, please specify \_\_\_\_\_

15) Were you employed prior to joining this group?

- Yes ..... 1  
 No ..... 2

16) If you are currently employed, do you work

- Full time ..... 1  
 Part time ..... 2

17) In the last 12 months, what was your main source of income? Please circle one number.

- self employed ..... 01  
 unskilled labour ..... 02  
 semi-skilled labour ..... 03  
 skilled labour ..... 04  
 clerical work ..... 05  
 professional work ..... 06  
 unemployment payments ..... 07  
 retirement pension ..... 08  
 AUS study allowance ..... 09  
 supporting parents allowance ..... 10  
 invalid pension ..... 11  
 repatriation pension ..... 12  
 rent ..... 13  
 interest ..... 14  
 other ..... 15

17.1) In a few words please indicate the nature of the work you do.

\_\_\_\_\_

\_\_\_\_\_

18) Do you undertake voluntary work for individuals, clubs or organizations?

- Yes ..... 1  
 No ..... 2

18.1) If yes, please indicate which, if any, of the following apply?

meals on wheels	
hospital auxiliary	
volunteer fire brigade	
visiting handicapped/elderly	
pre-schools	
community schools	
pre-natal, ante-natal service	
health services	
organized child minding	
building/painting	
gardening/farm work	
youth dances	
youth camps	
reafforestation projects	
other	

If other, please specify \_\_\_\_\_

18.2) What other paid or unpaid part time work do you have?

self employed	
unskilled labour	
semi-skilled labour	
skilled labour	
clerical work	
professional work	
house building	
art/craft	
gardening	
farm work	
other	

If self employed or other, please specify \_\_\_\_\_

\_\_\_\_\_

19) Do you hold any position in relation to the administration of the group's interests (e.g. secretary, treasurer, director)?

- Yes ..... 1  
 No ..... 2

19.1) If yes, what is that position?

\_\_\_\_\_

20) Do you think or feel that house sites and dwellings should be privately or communally owned?

- Privately ..... 1  
 Communally ..... 2

21) Do you own or pay rent for the dwelling you live in?

- Own ..... 1  
 Rent ..... 2  
 Other ..... 3

If other, please specify \_\_\_\_\_

\_\_\_\_\_

22) Is there one person who consistently stands out as a leader in the group's decision-making?

Yes ..... 1  
No ..... 2

22.1) Are you this person?

Yes ..... 1  
No ..... 2

22.2) How satisfied do you feel about this person's influence on the affairs of the group?

Very satisfied ..... 1  
Somewhat satisfied ..... 2  
Mixed, neither satisfied  
nor dissatisfied ..... 3  
Somewhat dissatisfied ..... 4  
Very dissatisfied ..... 5

23) Is there a small number of people who consistently stand out as leaders in group decision-making?

Yes ..... 1  
No ..... 2

23.1) Are you one of these leaders in group decision-making?

Yes ..... 1  
No ..... 2

23.2) How satisfied are you about these leaders influence on the affairs of the group?

Very satisfied ..... 1  
Somewhat satisfied ..... 2  
Mixed, neither satisfied  
nor dissatisfied ..... 3  
Somewhat dissatisfied ..... 4  
Very dissatisfied ..... 5

24) In general who do you think have most influence on group decision making?

Men ..... 1  
Women ..... 2  
About even ..... 3

25) To what extent do you participate in and influence group decisions which affect your life?

Not at all ..... 1  
Seldom ..... 2  
Occasionally ..... 3  
Frequently ..... 4  
Always ..... 5

26) Regarding group rules, do you believe that there are

Too many? ..... 1  
Too few? ..... 2  
The right number? .... 3

27) Do you think or feel that this group is

Too big? ..... 1  
Too small? ..... 2  
Just right? ..... 3

28) Do you have any dependable relatives (not your spouse or partner), not just those who live near you, on whom you could call in a crisis?

Yes ..... 1  
No ..... 2

28.1) If yes, how many of these relatives live (indicate number not percentage or fraction)

within the group	
outside the group	

29) Do you have any friends (not relatives) from whom you can easily ask small favours (e.g., borrowing tools, cooking utensils, etc.)?

Yes ..... 1  
No ..... 2

29.1) If yes, how many of these friends live (indicate number not percentage or fraction)

within the group	
outside the group	

30) Do you have any dependable friends (not relatives) not just those who live near you, on whom you could call in a crisis?

Yes ..... 1  
No ..... 2

30.1) If yes, how many of these friends live (indicate number not percentage or fraction)

within the group	
outside the group	

31) With regard to contact with other members of the group, generally speaking, do you have

As much as you want? ..... 1  
More than you want? ..... 2  
Less than you want? ..... 3

32) With regard to contact with your neighbours, generally speaking, do you have

As much as you want? ..... 1  
More than you want? ..... 2  
Less than you want? ..... 3

33) How frequently do you have disagreements with family members with whom you live?

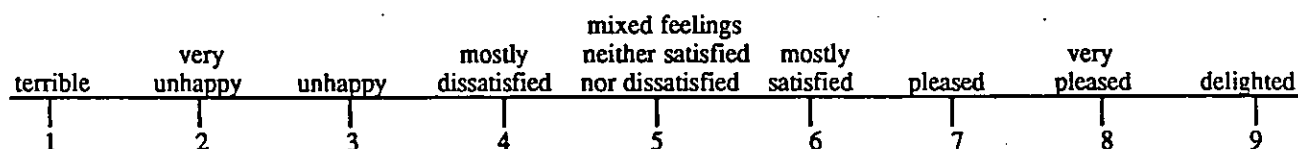
Never ..... 1  
Very rarely ..... 2  
Seldom ..... 3  
Occasionally ..... 4  
Frequently ..... 5

34) How frequently do you have disagreements with other members of the group?

Never ..... 1  
Very rarely ..... 2  
Seldom ..... 3  
Occasionally ..... 4  
Frequently ..... 5

Following are some questions about how satisfied or dissatisfied you are about aspects of your life. Use the scale below to choose the number that comes closest to how you feel. The more satisfied or delighted you feel about the question, the higher the number you will write in as an answer. The more dissatisfied or terrible you feel about the question, the lower the number you will write in as an answer.

If a particular question does not apply to you, for example, if you are never involved in the activity mentioned, place the letter "X" in the box provided. If you have simply never thought about the question, place the letter "Y" in the box provided.



X = It doesn't apply to me.  
Y = I never thought about it.

35) How do you feel about

your life as a whole?	
your house/dwelling?	
your family's income?	
how secure your family's income is?	
your savings and ability to meet financial problems which might arise?	
your standard of living -- the things you have, like a car, appliances, etc.?	
Australia as a place to live in?	
New South Wales as a place to live in?	
this area as a place to live in?	
this group as a place to live?	
the way the federal government is operating?	
the way the state government is operating?	
the way the local council is operating?	
the ideas and beliefs of the Women's Liberation Movement?	
the chance you have to use your skills and abilities at work?	
the amount of say you have in how your job should be done?	
your chances of promotion at work?	
how fairly you are treated at work?	
how secure your job is?	
how well you get on with your co-workers?	
the amount of pressure you are under?	
the amount you are paid?	
how well you get on with your boss?	
the extent to which you get clear instructions and know what is expected from you?	
and how do you feel about your job in general?	

36) Still using the above scale how do you feel about

watching television?	
your hobbies and pastimes?	
the amount of fun and enjoyment you have?	
your spare time activities; the things you do in your non-working time?	
number of friends you have?	
how well you get on with your friends?	
the number of people you are really close to?	
how close you really are to the people who know you best?	
the help you can expect from other people in times of trouble?	
your friends and friendships?	
the things you and your family do together?	
your family life?	
how well you sleep at night?	
the amount of energy you have?	
your physical fitness and the exercise you get?	
your health?	
your sex life?	
the extent to which you live up to your own moral standards and behave the way you believe you ought to behave?	
how nice and kind you are?	
the amount you do to help other people?	
your ability to sympathise with other people's feelings?	
the extent to which other people seem to like you?	
the religious/spiritual organisation you belong to?	
your religious/spiritual fulfilment?	

37) Still using the above scale, how do you feel about

the amount of education you received?	
the type of education you received?	
the extent to which you can develop your own knowledge, skills and abilities?	
your ability to foresee and anticipate problems that might come up in your life?	
how well you handle problems that come up in your life?	
the amount you worry about things?	
how fairly you get treated by other people?	
your ability to assert yourself when necessary?	
how exciting your life is?	
your leisure time?	
the sense of purpose and meaning in your life?	
the extent to which you are achieving success and getting ahead?	
what you are accomplishing in life?	
your life as a whole?	

38) In general, how happy or unhappy do you usually feel? Please circle the number next to the statement that best describes your average happiness.

Extremely happy (feeling ecstatic, joyous, fantastic!) ..... 01

Very happy (feeling really good, elated!) ..... 02

Pretty happy (spirits high, feeling good) ..... 03

Mildly happy (feeling fairly good and somewhat cheerful) ..... 04

Slightly happy (just a bit above neutral) ..... 05

Neutral (not particularly happy or unhappy) .. 06

Slightly unhappy (just a bit below neutral) ... 07

Mildly unhappy (just a little low) ..... 08

Pretty unhappy (somewhat "blue", spirits down) ..... 09

Very unhappy (depressed, spirits very low) ..... 10

Extremely unhappy (utterly depressed, completely down) ..... 11

39) Consider your emotions a moment further. On the average, what percent of the time do you feel happy? What percent of the time do you feel unhappy? What percent of the time do you feel neutral (neither happy nor unhappy?) Please give your best estimates, as well as you can.

Make sure the three figures add up to equal 100%.

ON THE AVERAGE:

The percent of time I feel happy ..... \_\_\_\_\_

The percent of time I feel unhappy ... \_\_\_\_\_

The percent of time I feel neutral .... \_\_\_\_\_

TOTAL 100%

40) Generally speaking, in federal politics do you usually think of yourself as:

- Liberal ..... 1  
 Labor ..... 2  
 National (Country) Party ..... 3  
 Australian Democrat ..... 4  
 Nuclear Disarmament Party ..... 5  
 Other ..... 6

If other, please specify \_\_\_\_\_

41) In political matters, people talk of the "left" and the "right". Where would you say you are?

- Strongly to the left ..... 1  
 Somewhat to the left ..... 2  
 In the centre ..... 3  
 Somewhat to the right ..... 4  
 Strongly to the right ..... 5

42) What is your age? ..... \_\_\_\_\_

43) What is your gender?

- Male ..... 1  
 Female ..... 2

44) What is your present marital status? Please circle one number.

- Single (never married) ..... 1  
 Married ..... 2  
 Defacto/living together ..... 3  
 Divorced ..... 4  
 Separated ..... 5  
 Widowed ..... 6  
 Planning to marry ..... 7

44.1) If none of the above adequately describes your living arrangements with others, please indicate the kind of relationships which do apply in the space provided for comments, and refer to question 44.1.

44.2) If divorced or separated, in which year did this occur? ..... 19 \_\_\_\_\_

45) Do you have any children?

- Yes ..... 1  
 No ..... 2

45.1) If yes, what is the age and sex of each? Please list from oldest to youngest.

	Age	Sex
child No. 1		
child No. 2		
child No. 3		
child No. 4		
child No. 5		

45.2) Are any of your children not living with you?

- Yes ..... 1  
 No ..... 2



45.3) If yes, please indicate what each is doing (please list from oldest to youngest):

	schooling	employment	learning a trade/skill	living with other parent	Other (Please indicate what they are doing.)
Child No. 1.....	1	2	3	4	5 _____
Child No. 2.....	1	2	3	4	5 _____
Child No. 3.....	1	2	3	4	5 _____
Child No. 4.....	1	2	3	4	5 _____
Child No. 5.....	1	2	3	4	5 _____

46) How often do you share the goods and services listed below with people from other households in the group?

Please circle a number in the appropriate column (never, rarely, occasionally, frequently)

	Never	Rarely	Occasionally	Frequently
Transport .....	1	2	3	4
Laundry facilities .....	1	2	3	4
Cooking facilities .....	1	2	3	4
Growing or raising food .....	1	2	3	4
Preserving food .....	1	2	3	4
Processing food.....	1	2	3	4
Producing goods and services .....	1	2	3	4
Building and construction .....	1	2	3	4
Maintenance .....	1	2	3	4
Telephone .....	1	2	3	4
Childminding .....	1	2	3	4
Medicine and healing .....	1	2	3	4
Therapy .....	1	2	3	4
Teaching .....	1	2	3	4
Other .....	1	2	3	4

If other, please specify \_\_\_\_\_

47) Below are five statements with which you may agree or disagree. Using the 1 to 7 scale below, indicate your agreement with each item by placing the appropriate number in the box provided after each statement.

Strongly disagree	Disagree	Slightly disagree	Neither agree nor disagree	Slightly agree	Agree	Strongly agree
1	2	3	4	5	6	7

In most ways my life is close to my ideal	
The conditions of my life are excellent	
I am satisfied with my life	
So far I have got the important things I want in life	
If I could live my life over again, I would change almost nothing	

48) What is the value of any loans (mortgage, hire purchase, etc.) that you and/or your spouse/partner have taken out to finance any of the following:

House	\$ _____
Vehicles	\$ _____
Appliances	\$ _____
Other	\$ _____

Below is a ladder with 10 steps on it. At the top of the ladder, on the top step, is the best possible life, the most wonderful life you could imagine for anybody. At the bottom of the ladder is the worst possible life, the most miserable life you could imagine for anybody.

10	BEST LIFE	anybody could live
9		
8		
7		
6		
5	MID-POINT	
4		
3		
2		
1		
0	WORST LIFE	anybody could live

49) Now, looking at the ladder, which step corresponds to (place appropriate numbers from 0 to 10 in the boxes provided)

the best previous period of your life?	
the worst previous period of your life?	
the whole of your past life up to about 5 years ago?	
your own life at present, the life you lead these days?	
your own life just before you joined this group?	
the life of the average or typical Australian?	
the amount of stress, strain and pressure in your life?	
the life you expect in about 5 years time?	
the best life you feel you could realistically hope for in the future?	
the life you feel you deserve -- the kind of life that would be fair for someone like you?	
the life your parents led?	
the life your children lead?	

50) Regarding your financial situation and standard of living -- the things you have like a car, appliances and so on, where on the ladder would you put

your best previous standard of living, not including the present time?	
the worst previous standard of living you had, not including the present time?	
your present standard of living -- the standard of living you have these days?	
the standard of living of the average or typical Australian?	
the standard of living you expect in about 5 years time?	
the best standard of living you could realistically hope for in the future?	
the standard of living you deserve -- the standard that would be fair for someone like you?	

51) Regarding your family life, where on the ladder would you put

the best previous period of family life you have known, NOT including the present time?	
the worst previous period of family life you have known, NOT including the present time?	
your family life at present, the way things are going in your own family?	
the family life of the average or typical Australian?	
the family life you expect in about 5 years time?	
the best family life you could realistically hope for in the future?	
the family life you feel you deserve -- that would be fair for someone like you?	

52) In the recent past, have you had any unusual good experiences which might be influencing your present satisfaction with life, happiness or sense of well-being?

Yes ..... 1  
No ..... 2

52.1) If yes, to what extent do you think any such good experiences are increasing your present satisfaction with life, happiness, or sense of well-being?

Very much ..... 1  
Some ..... 2  
A little ..... 3

52.2) Any details? \_\_\_\_\_

53) In the recent past, have you had any unusual bad experiences which might be influencing your present satisfaction with life, happiness or sense of well-being?

Yes ..... 1  
No ..... 2

53.1) If yes; to what extent do you think such bad experiences are reducing your present satisfaction with life, happiness or sense of well-being?

Very much ..... 1  
Some ..... 2  
A little ..... 3

53.2) Any details? \_\_\_\_\_

54) What is your family's total taxable income category -- your own and your spouse/partner's income before tax? Use either the weekly or yearly amount, whichever is easiest to calculate. Please circle only one number.

Per Week	Per Year	
\$1 - \$39 .....	\$1 - \$2,000 .....	01
\$39 - \$76 .....	\$2,001 - \$4,000 .....	02
\$77 - \$115 .....	\$4,001 - \$6,000 .....	03
\$116 - \$172 .....	\$6,001 - \$9,000 .....	04
\$173 - \$230 .....	\$9,001 - \$12,000 .....	05
\$231 - \$287 .....	\$12,001 - \$15,000 .....	06
\$288 - \$345 .....	\$15,001 - \$18,000 .....	07
\$346 - \$421 .....	\$18,001 - \$22,000 .....	08
\$422 - \$498 .....	\$22,001 - \$26,000 .....	09
\$499 - \$613 .....	\$26,001 - \$32,000 .....	10
\$614 - \$766 .....	\$32,001 - \$40,000 .....	11
\$767 - \$958 .....	\$40,001 - \$50,000 .....	12
Over \$958 .....	Over \$50,000 .....	13

55) Please indicate the type and value of any vehicles owned by you and members of your family (e.g., motor bike, sedan, utility)

Type	Estimated Current Value
	\$
	\$
	\$
	\$

56) Which if any of the following pets do you have. Please indicate the number of each in the appropriate box.

dog/s	
cat/s	
other	

If other, please specify \_\_\_\_\_

57) Which, if any, of the following activities do you participate in?

eating together	
video nights, music, parties	
dances	
sports	
childminding	
education	
health care and promotion	
tree planting	
meditation	
group work days	
road works	
weed control	
building	
vehicle/equipment maintenance	
social action	
political issues or action	
environmental action	
other	

If other, please specify \_\_\_\_\_

58) Would you say you are a strict vegetarian?

Yes ..... 1  
No ..... 2

59) If no, to what extent do vegetarian principles influence the kind of food you eat?

No influence ..... 1  
A little influence ..... 2  
Some influence ..... 3  
A lot of influence ..... 4

60) To what extent do you believe commercial chemical fertilizers should be used in food production?

None ..... 1  
A little ..... 2  
To maximise output ..... 3

61) To what extent do you believe commercial chemical insecticides and fungicides should be used in food production?

None ..... 1  
Less than the legal limits ..... 2  
Up to the legal limits ..... 3

62) If it is economically viable, do you think cattle raising is worthwhile?

Yes ..... 1  
No ..... 2

Any comments? \_\_\_\_\_

63) Do you try to practice permaculture principles?

Yes ..... 1  
No ..... 2

Thanks for answering the questions.

This image shows a single sheet of white paper with horizontal ruling lines. The lines are evenly spaced and run across the width of the page. There are no margins, text, or other markings on the paper.

# BILL

20 Annual group expenditure (average or over a 12 month period)

Council rates

Communal roads,  
maintenance of group facilities & equipment  
etc.

Bill,

Do you figure, for H&K or best guess?

① Rates - \$646.73

② Roads - BUDGET 1988 = \$4500  
SPENT 1988 TO DATE = \$2800

③ Maintenance - very difficult to answer  
(a lot of the maintenance done  
by STU & HUTCH is offset against  
Kitty etc & therefore not  
readily extractable (sic)  
from our records

④ ESTIMATED ANNUAL EXPENDITURE  
PRO

GARDEN

\$1200

FOOD

\$11000

CARS

\$6000

~~AD. CASE~~

THESE FIGURES ARE

AVG MONTHLY EXPENDITURE

FOR LAST 6 MTHS TIMES 12

- BIT INEXACT BUT

BEST I COULD DO

✓ Kithy fresh food.

#1

Adults